



CAPE FEAR VALLEY HEALTH

Cape Fear Valley Health System

2016 Community Health Needs Assessment

A comprehensive assessment of the health needs of
Cumberland County residents

TABLE OF CONTENTS

<i>Sections</i>	<i>Page</i>
Cover Page	1
Table of Contents	2
Executive Summary	4
Methodology	5
Primary Data	9
Secondary Data	
County Overview	11
Demographics	12
Socioeconomic Factors	16
Health Status and Behavior	19
Mortality and Morbidity Statistics	25
Existing Health Care Facilities and Resources	48
Identified Health Needs and Prioritization / Available Resources	49
Appendices	
# 1 Cumberland County CHNA Survey – Results and Feedback	56
# 2 Cumberland County CHNA Survey – English Version	90
# 3 Cumberland County CHNA Survey – Spanish Version	105
# 4 Letter to Partners from Buck Wilson and Michael Nagowski	109
# 5 Partner Collaborative Meeting January 2016	111

# 6	CFVMC/HRSH Community Health Activities	112
#7	Summary of 2013-2015 Implementation Plan	163
	References	171

EXECUTIVE SUMMARY

Overview and Background

Provisions of the Patient Protection and Affordable Care Act (ACA) require all non-profit hospital facilities in the United States to conduct a community health needs assessment and adopt an implementation strategy to meet the identified community health needs. In the process of conducting a community health needs assessment, all non-profit hospitals are required to take into account input from individuals who represent a broad interest of the community served, including those individuals with special knowledge and/or expertise in public health. Cape Fear Valley Health System (CFVHS) operates two non-profit acute care hospitals in Cumberland County, Cape Fear Valley Medical Center and Highsmith Rainey Specialty Hospital. In 2013 each hospital completed a separate community health needs assessment. For 2016, the two CFVHS facilities combined efforts and conducted one community health needs assessment to evaluate the health of the community, identify high priority health needs, and develop strategies to address the needs of the community.

Data Collection and Analysis

The 2016 Cape Fear Valley Health System Community Health Needs Assessment represents a combination of quantitative and qualitative information from reputable statistical sources, and community survey and feedback provided by community partners. Primary data included qualitative information from interviews conducted with the target population, including both community members and health service providers. Secondary data included public data on demographics, health and healthcare resources, behavioral health surveys, county rankings, and disease trends, and emergency services. The results of the 2016 Community Health Needs Assessment are summarized in this Report. A comprehensive implementation plan will be developed based on the results of the 2016 Community Health Needs Assessment.

Inquiries regarding the 2016 Cape Fear Valley Health System Community Health Needs Assessment for Cumberland County should be directed to:

Michael Nagowski
Chief Executive Officer
Cape Fear Valley Medical Center
1638 Owen Drive
Fayetteville, NC 28304
mnagowski@capefearvalley.com
(910) 615-7000

METHODOLOGY

Overview

The assessment process included data collection from a combination of primary and secondary sources. Valuable input from community survey respondents provided primary data for the assessment. Secondary data sources included the 2010 U.S. Census Data, the North Carolina Office of State Budget and Management and the North Carolina State Center for Health Statistics, and county level data from Cape Fear Valley Medical Center and Cumberland County Department of Health. Cape Fear Valley Medical Center was an integral part of the Community Health Assessment Team (CHAT) established to analyze the community health needs of Cumberland County (see Appendix 4, 5). The CHAT reviewed the primary and secondary data, and discussed community health needs that may be addressed by the Cape Fear Valley Medical Center. The Community Health Needs Assessment utilized the following six step process:

Step 1: Establishing the Assessment Infrastructure

The CHAT participants included representatives from Cape Fear Valley Medical Center, Cumberland County Department of Health, Methodist University, Fayetteville State University, Fayetteville Technical Community College, The Care Clinic, United Way, Carolina Collaborative Community Care, Local Ministry Services, Community Health Interventions, Better Health, and Southeastern Area Health Education Center.

On January 28, 2016, Cape Fear Valley Medical Center and Cumberland County Department of Health hosted a CHAT meeting at which an overview of the Community Health Needs Assessment process and community survey were presented (see Appendix 5). Additionally, results from the 2013-2015 Community Health Needs Assessment Implementation Plan were discussed with the group (see Appendix 7).

Attendees provided input regarding community health strengths and concerns, as well as identified the top health concerns in Cumberland County. Those individuals, representing diverse groups in Cumberland County were chosen to participate in the CHAT because of their insights about the community's health needs.

Community Health Needs Assessment Team (CHAT)

PROJECT FACILITATORS

Cape Fear Valley Health System

- Michael Nagowski, Chief Executive Officer
- Sandy Godwin, Executive Director of Corporate Strategic Planning
- Will Haithcock, Sr. Analyst

Cumberland County Department of Health

- Buck Wilson, Director
- Barbara Carraway, Health Educator
- Marisa Ramos-Mason, Health Educator

WORK GROUP

Community Health Needs Assessment Partners

- Susan Dover, Department of Public Health
- Phyllis McLymore, Department of Public Health
- Darwin Jones, Cape Fear Valley Health System
- Dr. Warren McDonald, Methodist University
- Dolly Clayton, Department of Public Health
- Miranda Chang, Methodist University
- Artimisha Campbell-Williams, Methodist University
- Susan Ellis, Fayetteville Technical Community College
- Melvin Lindsay, Fayetteville-Cumberland Parks and Recreation Department
- Crystal Black, Department of Social Services
- Cathy Riddle, Care Clinic
- Sharon Gallagher, Fayetteville State University
- Crystal McNair, United Way
- Amy Naveja, Better Health
- Deborah Tinsley, Southern Regional AHEC
- Dr. Lan Tran-Phu, Department of Public Health

Cape Fear Valley Health System and Cumberland County Department of Health were co-facilitators of the Community Health Needs Assessment process.

Cape Fear Valley Health System and Cumberland County Department of Health roles and responsibilities:

- Coordinate the overall Community Health Needs Assessment process
- Provide the meeting space
- Motivate other community organizations to participate
- Conduct a community survey to collect primary data
- Collect and organize secondary data
- Identify priority issues
- Develop and implement initiatives to address priority issues.

Partner organizations, contributions, and roles:

- Provide participants and input.

Key factors in developing and maintaining partnerships:

- Maintaining mutual respect and a common language
- Following through on commitments

Step 2: Defining Purpose and Scope (Defining the Community)

The purpose of the Community Health Needs Assessment was to evaluate health needs of the community, and to identify resources in place to meet those needs and major gaps between the two. The CHAT developed a Community Health Needs Assessment Survey (CHNA Survey). CHAT participants disbursed the CHNA Survey to residents of Cumberland County. Data from the CHNA Survey was analyzed by the CHAT, and are included in this Report. The CHNA data will be used to develop an action plan to bridge the gap and better meet the health needs of the community.

Step 3: Collecting and Analyzing Data

Primary data was collected during period of March 2016 to May 2016 using the CHNA Survey. CHAT partners distributed the CHNA Survey to the community at various community locations. CHAT partners reviewed the data and provided input regarding community health strengths and concerns. From that data and input, the top health concerns in Cumberland County were identified by the CHAT.

Secondary data was collected through several sources, to include the 2010 U.S. Census Data and the North Carolina State Center for Health Statistics.

METHODOLOGY

Step 4: Selecting Priorities

The CHAT reviewed the primary and secondary data, and discussed the health needs that should be addressed by Cape Fear Valley Medical Center and Highsmith Rainey Specialty Hospital. The CHAT determined that it was best to focus on services that impact the community as a whole versus patient-specific services.

Step 5: Documenting and Communicating Results

The CHAT meetings were recorded for future reference and results of the input were tallied to determine the community's strengths/values, barriers/concerns, and the top 3 health needs. Those results will be presented to the Cape Fear Valley Health System's Senior Leadership Team for approval.

Step 6: Planning for Action and Monitoring Progress

Following the completion of the 2016 Community Health Needs Assessment Report, an Implementation Plan will be created to meet the applicable identified needs. The Implementation Plan will be presented to the Cape Fear Valley Health System Board of Trustees for review and approval. Efforts will be measured appropriately and progress will be reported regularly.

PRIMARY DATA:

Community Health Survey Document and Partners

Cape Fear Valley Health System and Cumberland County Department of Health hosted two meetings for CHAT participants. At the first the CHAT participants reviewed the Community Health Needs Assessment process, primary and secondary data collection methods, and the required community survey. Additionally, results from the 2013-2015 Community Health Needs Assessment Implementation Plan were shared with the group. Each participant was encouraged to share the following ideas: strengths and values of the community; and concerns and barriers of the community.

Results of the CHNA Survey were analyzed at the second meeting. Attendees provided input regarding community health strengths and concerns, as well as top health concerns seen throughout the Cumberland County area.

Community Health Needs Assessment Findings

The CHAT reviewed information and details regarding the Community Health Needs Assessment process, including primary and secondary data collection methods (see Appendices 1 – 3 and references). Additionally, the 2013-2015 Community Health Needs Assessment Implementation Plan Summary (Appendix 7) also were reviewed.

CHAT participants were asked to share perceived strengths and values of the community in an effort to identify potential resources to assist in addressing the community's top health needs. The top strengths and values identified include:

- Collaboration between community organizations
- Ongoing Community Health Activities (see Appendix 6)
- Caring professionals
- Variety of resources
- Quality clinical care
- Public transportation
- Strong local government
- Affordable wellness activities.

The CHAT participants were then asked to share their perceived barriers and concerns within the community in an effort to identify potential community health needs. The top barriers and concerns are:

- Patient motivation and compliance
- Awareness and education

PRIMARY DATA: Community Health Survey Document and Partner

- Lack of financial resources
- Sexual Activity
 - Teen pregnancy
 - Sexually Transmitted Diseases
- Obesity
- Mental health
- Aging population
- Safety concerns.

The CHAT reviewed the primary data and identified the community's barriers and concerns. The CHAT continued to research community health needs by utilizing a variety of secondary data. Recommendations and data will be shared with the Cape Fear Valley Health System's senior leadership team.

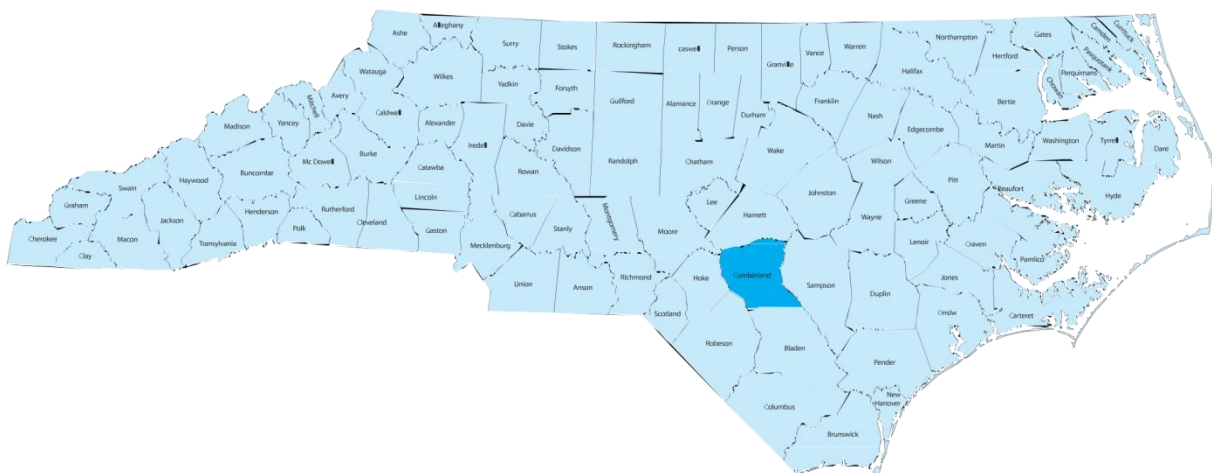
SECONDARY DATA: County Overview

Cumberland County, located in the eastern part of the state, is 65 miles south of Raleigh in an area often referred to as the Sandhills. Cumberland County has a total area of 658.11 square miles, with 652.43 square miles of land area.

Fayetteville is Cumberland County's county seat and its largest municipality. Other municipalities in Cumberland County are Eastover, Falcon, Godwin, Hope Mills, Linden, Spring Lake, Stedman, and Wade.

Fayetteville has been the home of Fort Bragg since 1918 when 127,000 acres of sand hills and pine trees were designated as a U.S. army installation. Pope Air Force Base located here in 1919. It is "Home of the 82nd Airborne and Special Operations Forces." Most recently, the United States Army Forces Command and United States Army Reserve Command moved their headquarters to Fort Bragg. Pope Air Force Base became Pope Army Field in accordance with 2005 BRAC law. The strong bond between the community and Fort Bragg has served to enhance the relationship with defense and homeland security companies who support the installation's mission and the United States. Over 6,000 soldiers transitioned out of the armed forces annually and a large number stay in the area taking jobs in local companies. Highly disciplined and highly skilled, those talented individuals strengthen the existing labor pool.

North Carolina Map – Cumberland County Highlighted in Dark Blue



SECONDARY DATA: Demographics

Population Growth and Age Distribution

Cumberland County has an approximate population of 319,431 persons in 2010 according to the U.S. Census Bureau. Between 2010 and 2014, the population of Cumberland County increased by 2.15%. The median age remained stable at 30.9 from 2010 to 2013.

Age Distribution, Cumberland County (2010)

Age Range	Number	Percent
< 5	26,539	8.3%
5-19 years	69,035	21.7%
20-29 years	58,828	18.4%
30-39 years	42,507	13.3%
40-49 years	41,324	12.9%
50-59 years	37,161	11.6%
60 years and older	44,037	13.8%
Total	319,431	100.0%

*Source: U.S. Census Bureau, American Fact Finder
Based upon 2010 Census*

Age Distribution, Cumberland County (2014)

Age Range	Number	Percent
< 5	26,602	8.2%
5-19 years	66,374	20.3%
20-29 years	63,079	19.3%
30-39 years	44,082	13.5%
40-49 years	37,485	11.5%
50-59 years	38,283	11.7%
60 years and older	50,423	15.5%
Total	326,328	100.0%

*Source: North Carolina State Center for Health Statistics ("NC SCHS")
Based upon 2010 Census + estimated growth*

As shown in the previous table, population growth in Cumberland County increased at an annual rate of .56% from 2010 to 2014. According to the North Carolina Office of State Budget and Management the estimated population in 2016 is 331,238 residents.

Age Distribution, North Carolina (2014)

Age Range	Number	Percent
< 5	607,476	6.1%
5-19 years	1,949,700	19.8%
20-29 years	1,372,736	13.7%
30-39 years	1,263,288	12.8%
40-49 years	1,345,616	13.8%
50-59 years	1,357,567	13.6%
60 years and older	2,047,581	18.4%
Total	9,943,964	100.0%

Source: North Carolina State Center for Health Statistics ("NC SCHS")
Based upon 2010 Census + estimated growth

Gender, Cumberland County and North Carolina (2010)

Gender	Cumberland	Percent	NC	Percent
Female	165,103	51.7%	4,889,991	51.3%
Male	154,328	48.3%	4,645,492	48.7%
Total	319,431	100.0%	9,535,483	100.0%

Source: US Census Bureau, American Fact Finder; North Carolina State Center for Health Statistics ("NC SCHS")

Gender, Cumberland County and North Carolina (2014)

Gender	Cumberland	Percent	NC	Percent
Female	166,519	50.7%	5,099,371	51.1%
Male	159,809	49.3%	4,844,593	48.9%
Total	326,328	100.0%	9,943,964	100.0%

Source: US Census Bureau, American Fact Finder; North Carolina State Center for Health Statistics ("NC SCHS")

In comparison, North Carolina's mean age is 37.8 and Cumberland County's population is slightly younger at 31. In addition, the population of Cumberland County was projected to increase by an additional 0.9%.

Race and Ethnicity

According to the U.S. Census Bureau, the racial composition of Cumberland County residents is predominately White (47.2%) and African American (35.7%), with 17.1% representing racial or ethnic minority groups. As shown in the following table, the race distribution in Cumberland County is more diverse than that of North Carolina.

Race and Ethnicity, Cumberland County and North Carolina (2010)

Race and Ethnicity	Cumberland County		North Carolina	
White	150,479	47.2%	6,223,995	65.3%
Black or African American	113,939	35.7%	2,019,854	21.2%
American Indian and Alaska Native	4,655	1.5%	108,829	1.1%
Asian	6,885	2.2%	206,579	2.2%
Native Hawaiian and Another Pacific Islander	1,114	0.3%	5,259	0.1%
Two or More Races	11,228	3.5%	155,759	1.6%
Hispanic or Latino Origin	30,190	9.5%	800,120	8.4%
Other	671	0.2%	15,088	0.2%
Total	319,431	100.0%	9,535,483	100.0%

Source: U.S. Census Bureau, American Fact Finder

Family Configuration

As evident by the population age distribution, there are more households with one or more members under the age of 19 years in Cumberland County (38.5%), compared to North Carolina (33.0%). Additionally, there are fewer households with one or more-person age 65 and over in Cumberland County (18.5%), compared to North Carolina (23.9%). With the average North Carolina household size of 2.48 persons, Cumberland County households are slightly larger at 2.53, with a mean size of 3.06 persons per family.

Education

Cumberland County Schools' mission is to provide a safe and caring learning environment in which every student develops the skills and knowledge necessary to pursue a productive life, to be successful in a diverse and global society, and to empower students to become lifelong learners. However, Cumberland County has fewer people who have obtained either a bachelor's degree or graduate or professional degree.

Education Breakdown, Cumberland County and North Carolina (2014)

Factor	Cumberland County	North Carolina
Less than 9th Grade	3.5%	5.5%
High School, No Diploma	7.1%	9.1%
High School Graduate <i>(includes equivalency)</i>	26.3%	26.9%
Some College, No Degree	29.4%	21.9%
Associate's Degree	10.8%	8.8%
Bachelor's Degree	15.0%	18.3%
Graduate or Professional Degree	7.9%	9.5%
Total	100.0%	100.0%

Source: U.S. Census Bureau, American Fact Finder

About 1,712 (52.2%) of Cumberland County students took the SAT test with an average SAT score of 1,373. Approximately 58,022 (59.0%) of students across North Carolina took the SAT test with an average SAT score of 1,478. The North Carolina SAT scores are approximately 7.6% higher than Cumberland County, as shown in the following table.

SAT Scores, Cumberland County and North Carolina (2015)

Cumberland County	North Carolina
1,373	1,478

Source: ncpublicschools.org

SECONDARY DATA: Socioeconomic Factors

Employment, Household Income and Poverty

Fort Bragg is the backbone of Cumberland County's economy. The County has a heritage of agriculture but began the transition to manufacturing in the early 1920s. Some of the area's major private employers include Cape Fear Valley Health System, Wal-Mart, The Goodyear Tire & Rubber, Food Lion, LLC, Purolator Filters NA, LLC, ITT Industries, and M.J. Soffe, LLC. Public employers include Cumberland Co. Board of Education, U.S. Department of Defense, Veteran Administration Hospital, US Postal Service, County of Cumberland, City of Fayetteville and Public Works Commission.

The U.S. Census Bureau reports Cumberland County's mean income of \$58,139, which is \$6,416 less than the mean household income in North Carolina. The per capita income is \$23,204 for Cumberland County and \$25,608 for North Carolina. Cumberland County's lower mean and per capita income can be attributed to a high unemployment rate 7.4% in Cumberland County compared to 5.7% for the state of North Carolina according to Bureau of Labor Statistics 2015 figures.

Household Income and Benefit Dollars Cumberland County and North Carolina (2014)

Income Level	Cumberland County	North Carolina
Below \$10,000	8.5%	8.2%
\$10,000 - \$24,999	17.3%	18.2%
\$25,000 - \$49,999	29.6%	26.6%
\$50,000 - \$99,999	30.2%	29.5%
\$100,000 - \$199,999	12.6%	14.1%
\$200,000 and Above	1.8%	3.4%

Source: U.S. Census Bureau, American Fact Finder

Income Level	Cumberland County	North Carolina
Median Household Income	\$44,778	\$46,693
Mean Household Income	\$58,139	\$64,555

Source: U.S. Census Bureau, American Fact Finder

Income Level	Cumberland County	North Carolina
Per Capita Income	\$23,204	\$25,608

Source: U.S. Census Bureau, American Fact Finder

SECONDARY DATA: Socioeconomic Factors

As shown in the previous table, over half (55.4%) Cumberland County households report an annual income (including benefit dollars) of under \$50,000. In 2014, 17.4 percent of Cumberland County residents lived below the poverty level compared to 17.6 percent of state residents. Cumberland County had a slightly lower percentage (24.5%) of children in poverty compared to North Carolina's percentage of 25.0%, as shown in the following table.

Poverty Rates, Cumberland County and North Carolina (2014)

County / State	% of Residents living in Poverty	% of Children living in Poverty
Cumberland County	17.4%	24.5%
North Carolina	17.6%	25.0%

Source: countyhealthrankings.org & quickfactcensus.gov

Housing and Cost of Living

Historically, one of the greatest wealth building opportunities for families living in America was home ownership. Home equity was by far one of the most effective means of obtaining wealth for middle class Americans. Recession and foreclosures have caused a negative impact on financial institutions, home-owners and the community as a whole.

The table below shows the values of owner occupied homes in Cumberland County and the state. Median home values in Cumberland County (\$128,600) are approximately 16.2% less than the median home value for North Carolina (\$153,600). Only 23.1% of homes in the Cumberland County are valued at or above \$200,000, while 34.0% of homes in North Carolina are valued at or above the same price point, as shown in the following table

Values of Owner Occupied Homes Cumberland County and North Carolina (2014)

Factor	Cumberland County	North Carolina
Less than \$50,000	9.2%	10.2%
\$50,000 to \$99,999	24.9%	18.0%
\$100,000 to \$149,999	24.8%	20.3%
\$150,000 to \$199,999	18.0%	17.5%
\$200,000 to \$299,999	15.2%	17.5%
\$300,000 to \$499,999	6.2%	11.3%
\$500,000 to \$999,999	1.4%	4.3%
\$1,000,000 or more	0.3%	0.9%
Median	\$128,600	\$153,600

Source: U.S. Census Bureau, American Fact Finder

In 2014, Cumberland County had 122,288 occupied housing units. 53.7 percent (65,642) of the units were owner-occupied and 46.3 percent (56,646) of the units were renter-occupied.

SECONDARY DATA: Health Status and Behavior

North Carolina Statewide and Cumberland County Trends in Key Health Indicators

The following section reviews a broad range of Cumberland County specific data that provide insight into the health status and health-related behavior of residents. Publicly reported data is based on statistics of actual occurrences, such as the incidence of certain diseases, as well statistics based on interviews of individuals about their personal health condition and health concerns from the Behavioral Risk Factor Surveillance System (BRFSS) consolidated through www.countyhealthrankings.com website.

As shown in the following table, Cumberland County ranks 75th out of 100 for health outcomes and 70th out of 100 for health factors among North Carolina counties. Cumberland County rankings reflect high mortality and morbidity with negative rankings for health behaviors (smoking, diet and exercise, binge drinking, and STDs), clinical care (uninsured population, preventable hospital stays, diabetic and mammography screening), physical environment (access to healthy foods) and social and economic factors (27% of children live in poverty, 22% without family and social support, 43% of children live in single parent households and violent crime is almost 10 times as high as the top U.S. performer and 1.6 times higher than the North Carolina average).

HEALTH OUTCOMES						
Focus Area	Measure	Weight	Cumberland County	North Carolina	Top U.S. Performers	Cumberland Rank
Mortality	Premature Death (years of potential life lost before age 75 per 100,000 population, age-adjusted)	50%	9,200	7,200	5,200	80
Morbidity	Poor or fair health (percent of adults reporting fair or poor health, age-adjusted)	10%	18%	19%	12%	70
	Poor physical health days (avg number of unhealthy days in past 30 days, age-adjusted)	10%	4.0	3.9	2.9	
	Poor mental health days (avg number in past 30 days, age-adjusted)	10%	4.0	3.7	2.8	
	Low birthweight (percent of live births with birthweight <2500 grams)	20%	10%	9%	6%	

Source: www.countyhealthrankings.org

SECONDARY DATA: Health Status and Behavior

HEALTH FACTORS/HEALTH BEHAVIORS						
Focus Area	Measure	Weight	Cumberland County	North Carolina	Top U.S. Performers	Cumberland Rank
Tobacco Use	Adult smoking (percent of adults who report smoking \geq 100 cigarettes and currently smoking)	10%	22%	19%	14%	90
	Adult obesity (percent of adults that report a BMI \geq 30)	5%	32%	29%	25%	
Diet and Exercise	Physical inactivity (percent of adults who report no leisure time physical activity)	2%	27%	25%	20%	
	Excessive drinking (percent of adults who report heavy or binge drinking)	2.5%	16%	15%	12%	
Alcohol Use	Alcohol-impaired driving deaths (percentage of driving deaths with alcohol involvement)	2.5%	33%	33%	14%	
	Sexually transmitted infections (Number of newly diagnosed chlamydia cases per 100,000 population)	2.5%	1,114	496.5	134.1	
Sexual Activity	Teen birth rate (per 1,000 females ages 15-19)	2.5%	49	39	19	

Source: www.countyhealthrankings.org

HEALTH FACTORS/CLINICAL CARE						
Focus Area	Measure	Weight	Cumberland County	North Carolina	Top U.S. Performers	Cumberland Rank
Access to Care	Uninsured (percent of population <65 without health insurance)	5.0%	16%	18%	11%	19
	Primary Care (ratio of population to primary care physicians)	3.0%	1,340:1	1,410:1	1,040:1	
Quality of Care	Preventable hospital stays (rate for ambulatory sensitive conditions per 1,000 Medicare enrollees)	5.0%	54	51	37	
	Diabetic screening (percent of diabetic Medicare enrollees that receive HbA1c screening)	2.5%	84%	89%	90%	
	Mammography screening (percent of female Medicare enrollees)	2.5%	65%	68%	71%	

Source: www.countyhealthrankings.org

SECONDARY DATA: Health Status and Behavior

HEALTH FACTORS/SOCIAL AND ECONOMIC FACTORS						
Focus Area	Measure	Weight	Cumberland County	North Carolina	Top U.S. Performers	Cumberland Rank
Education	High school graduation (percent of ninth grade cohort that graduates in four years)	5.0%	82%	83%	93%	61
	Some college (percent of adults aged 25-44 years with some post-secondary education)	5.0%	70%	65%	72%	
Employment	Unemployment rate (percent of population age 16+ unemployed)	10%	7.8%	6.1%	3.5%	
Income	Children in poverty (percent of children under 18 in poverty)	7.5%	26%	24%	13%	
Family and Social Support	Social associations (number of membership associations per 10,000 population)	2.5%	9.2	11.7	22.1	
	Percent of children that live in single-parent households	2.5%	42%	36%	21%	
Community Safety	Violent crime rate per 100,000 population	5.0%	538	355	59	

Source: www.countyhealthrankings.org

HEALTH FACTORS / PHYSICAL ENVIRONMENT						
Focus Area	Measure	Weight	Cumberland County	North Carolina	Top U.S. Performers	Cumberland Rank
Environmental Quality	Air pollution (Avg daily density of fine particulate matter in micrograms per cubic meter (PM2.5))	2.50%	12.1	12.3	9.5	54
Housing and Transit	Severe housing problems (percentage of households with at least 1 of 4 housing problems: overcrowding, high housing costs, or lack of kitchen or plumbing facilities)	2.00%	16%	17%	9%	
	Driving to work alone (percentage of the workforce that drives alone to work)	2.00%	83%	81%	71%	

Source: www.countyhealthrankings.org

North Carolina Statewide and Cumberland County Birth Rates

The birth rate in Cumberland County is higher than the North Carolina average, which is consistent with the younger/military population in the County.

Cumberland County and North Carolina Resident Live Birth Rates per 1,000 Population (2014)

	Total Births	Total Rate	White Births	Minority Births
North Carolina	120,948	12.2	67,387	53,561
Cumberland County	5,700	17.5	2,603	3,097

Source: North Carolina Center of Health Statistics

As shown in the following table, the percentage of low birth weight in Cumberland County is higher than the North Carolina average. There is room for improvement when compared to NC at 8.9 percent, as well as the national benchmark of 5.9 percent. Factors influencing low birth weight are included in the Cumberland County Health Rankings.

Cumberland County and North Carolina Resident Low Birth Weight by Race Rates per 1,000 Population (2014)

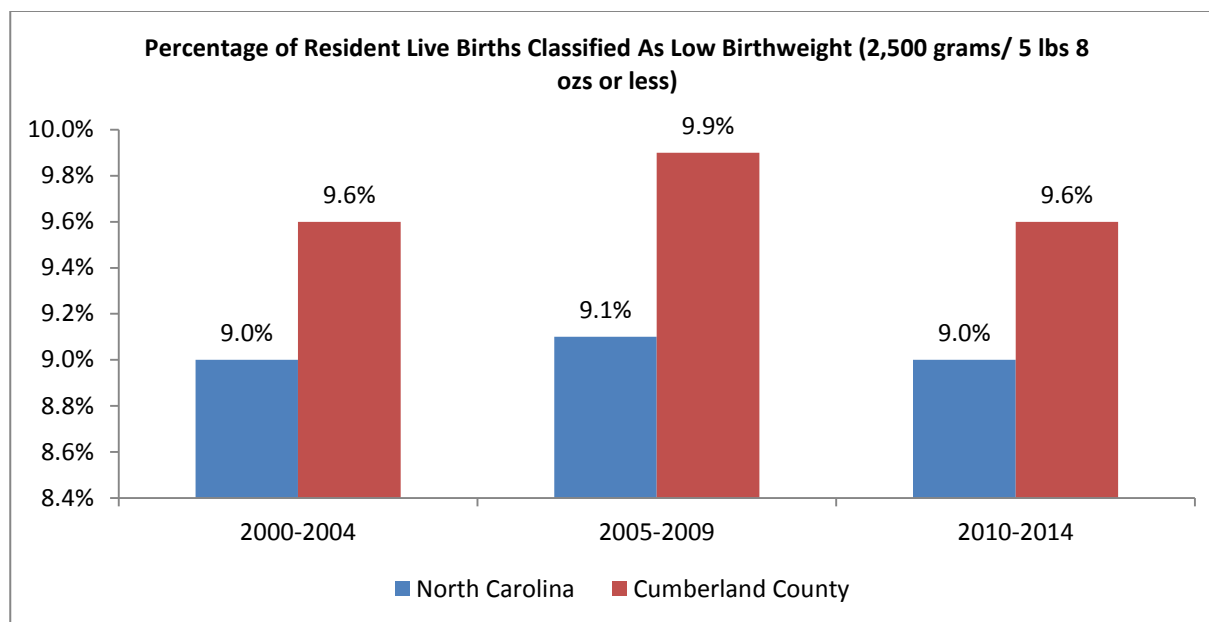
County/State	Total		White		Minority	
	Number	Percent	Number	Percent	Number	Percent
North Carolina	10,808	8.9%	5,041	7.5%	5,767	10.7%
Cumberland County	569	10.0%	178	6.8%	391	12.6%

Source: North Carolina Center of Health Statistics; countyhealthrankings.com

These rankings reflect a higher than normal percentage of clinical and socio-economic risks to include smoking, obesity, diabetes, 26% of children live in poverty while 42% of children live in single parent households. The data further shows that there is a greater disparity by minority status; the white population in Cumberland County has a lower percentage of low birth weight babies than North Carolina as a whole, but the minority population experiences a nearly 2% higher low birth weight percentage than North Carolina as a whole.

The following chart shows the percentage of live births classified as low birthweight (2,500 grams/5 lbs) for Cumberland County and North Carolina, respectively, in four year increments from 1999 through 2013.

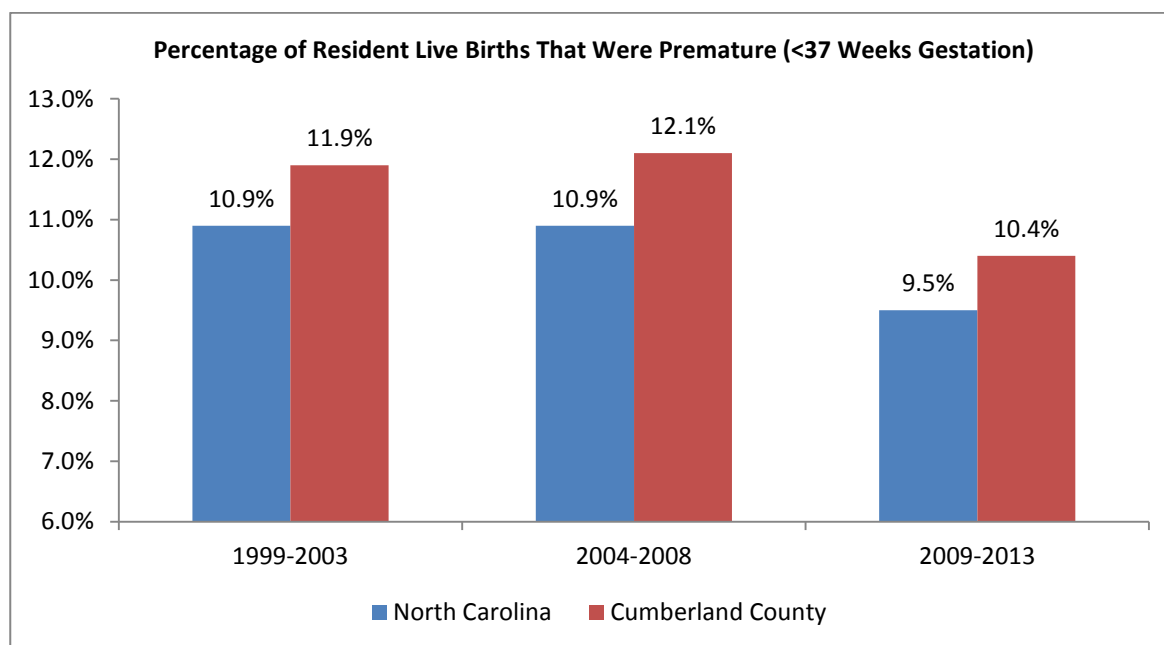
SECONDARY DATA: Health Status and Behavior



Source: North Carolina State Center of Health Statistics

As shown in the previous chart, Cumberland County's percentage of live births classified as low birthweight has fluctuated since 2000, while North Carolina's percentage has remained constant.

The following chart shows the percentage of residents with live birth that were premature (less than 37 weeks gestation) for Cumberland County and North Carolina.

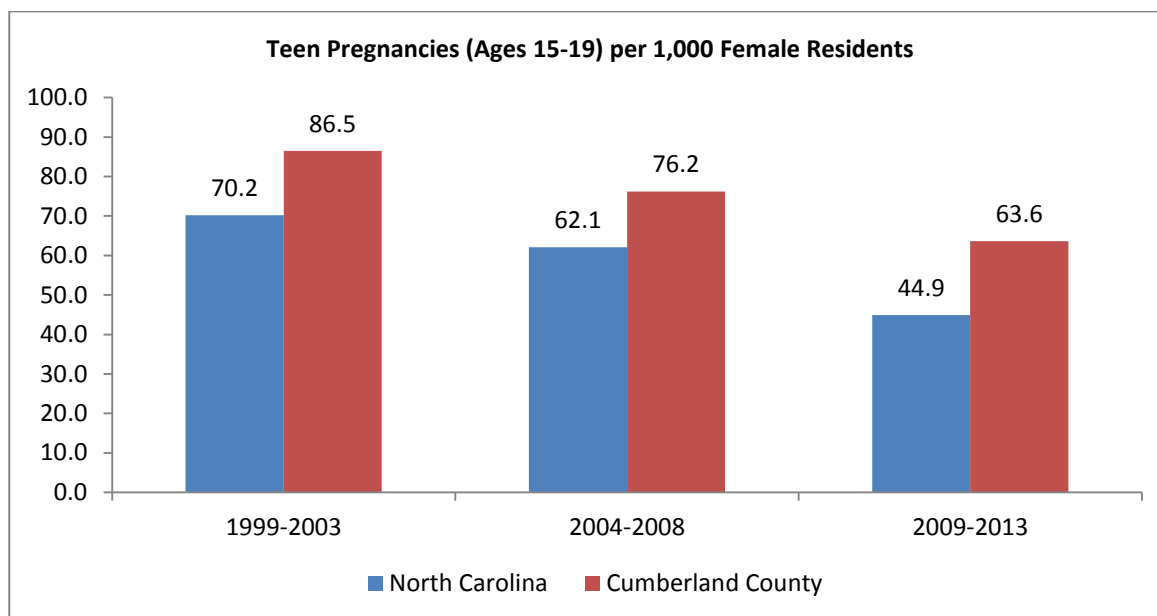


Source: North Carolina State Center of Health Statistics

SECONDARY DATA: Health Status and Behavior

As shown in the previous table, Cumberland County's percentage of live births classified as premature has decreased since 2003. Cumberland County's percentage remains higher than North Carolina.

The following chart compares rate of teen pregnancy per 1,000 female residents of Cumberland County to North Carolina between 1999 and 2013 in four-year increments.

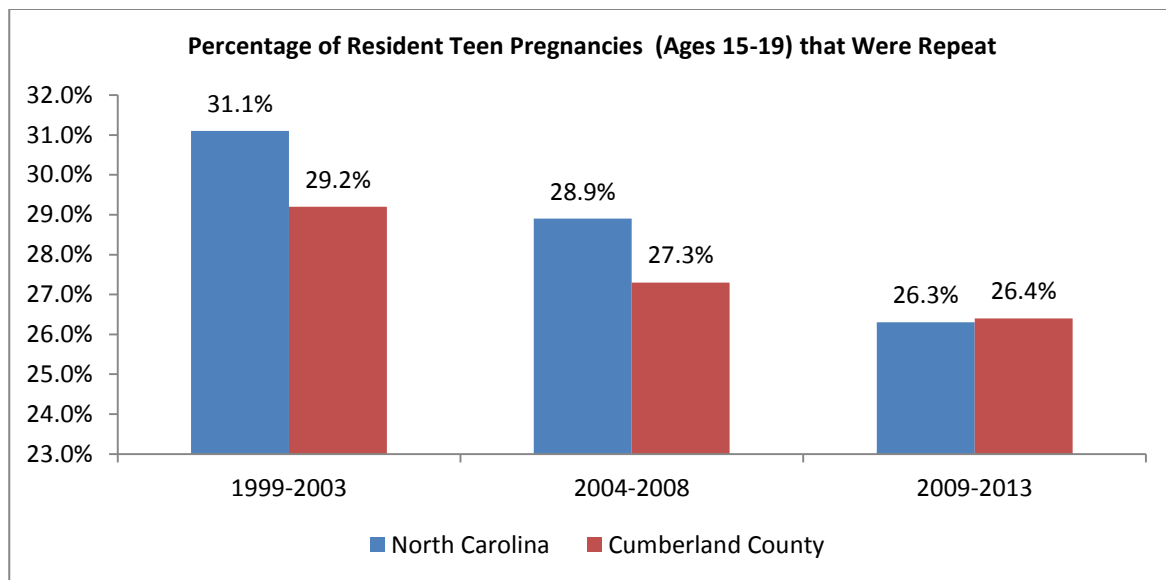


Source: North Carolina State Center of Health Statistics

As shown in the previous table, Cumberland County's rate of teen pregnancies decreased considerably since 1999-2003, while remaining higher than North Carolina's rate in each four-year increment.

The following chart compares rate of repeat teen pregnancies per 1,000 female residents of Cumberland County to North Carolina between 1999 and 2013 in four-year increments.

SECONDARY DATA: Health Status and Behavior



Source: North Carolina State Center of Health Statistics

As shown in the previous chart, Cumberland County's rate of repeat teen pregnancies decreased almost 3% since 1999-2003 to 2009-2013 and historically was less than the North Carolina rate. From 2009-2013 the the rest of the state is more comparable to the Cumberland County rate.

SECONDARY DATA - Mortality and Morbidity

Age Adjusted Death Rates

The following charts reflect the ten leading causes of death for Cumberland County and North Carolina, respectively. As shown in the first chart, cancer and heart disease rank as the two leading causes of death in the County and North Carolina.

Cumberland County and North Carolina 2010-2014 Age-Adjusted Death Rates per 100,000 Population

Cause of Death	Cumberland County	North Carolina
Overall	873.1	785.2
Heart Disease	194.8	165.9
Cancer	184.2	171.8
Chronic Lower Respiratory Diseases	51.9	46.0
Cerebrovascular Disease	42.0	43.0
Diabetes	29.4	22.1
Other Unintentional Injuries	31.3	29.6
Nephritis, Nephrotic Syndrome and Nephrosis	24.0	17.0
Alzheimer's Disease	22.3	29.2
Septicemia	17.9	13.0
Unintentional Motor Vehicle Injuries	16.3	13.5

Source: North Carolina Center of Health Statistics

According to the 2010-2014 Age-Adjusted Death Rates, per 100,000 population obtained from the NC State Center for Health Statistics, the ten leading causes of death for Cumberland County are:

1. Diseases of the heart
2. Cancer
3. Chronic Lower Respiratory Diseases
4. Cerebrovascular Disease
5. Other Unintentional Injuries
6. Diabetes mellitus
7. Nephritis, Nephrotic Syndrome and Nephrosis
8. Alzheimer's
9. Pneumonia and influenza
10. Septicemia

SECONDARY DATA: Mortality and Morbidity

Cumberland County rates for leading causes of death exceed North Carolina's rates for all causes of death except Cerebrovascular Diseases and Alzheimer's, as shown in the preceding table.

Comparing Cumberland County rates for leading causes of death (non age-adjusted) exceed North Carolina's rates for heart disease, other unintentional injuries, diabetes, nephritis, nephrotic syndrome, & nephrosis, and motor vehicle injuries as shown in the following table.

Leading Causes of Death in Cumberland County and North Carolina (2010-2014, not age adjusted)						
Cause of Death	Rank	Cumberland County		Rank	North Carolina	
		Cases	%		Cases	%
Cancer - All Sites	1	2,543	21.8%	1	92,542	22.6%
Diseases of the heart	2	2,522	21.7%	2	86,699	21.2%
Chronic lower respiratory diseases	3	660	5.7%	3	24,042	5.9%
Cerebrovascular disease	4	521	4.5%	4	22,116	5.4%
Other Unintentional injuries	5	462	4.0%	5	14,791	3.6%
Diabetes mellitus	6	399	3.4%	7	11,798	2.9%
Nephritis, nephrotic syndrome, & nephrosis	7	309	2.7%	9	8,813	2.2%
Motor vehicle injuries	8	261	2.2%			0.0%
Pneumonia & influenza	9	251	2.2%	8	9,011	2.2%
Alzheimer's disease	10	250	2.1%	6	14,595	3.6%
All Other Causes		3,463	29.7%		124,204	30.4%
Total Deaths – All Causes		11,641	100.0%		408,611	100.0%

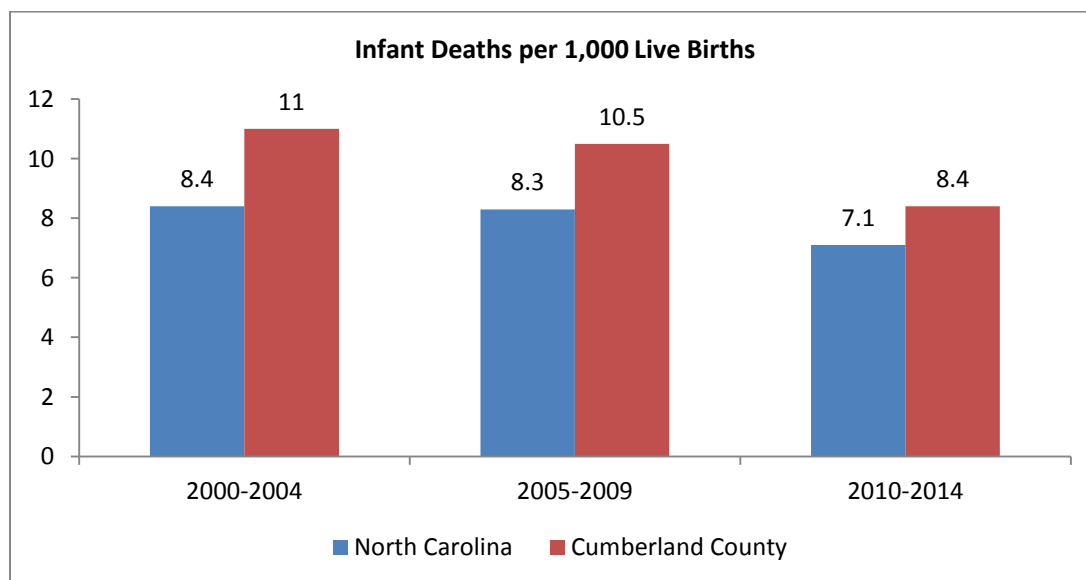
Source: North Carolina Center of Health Statistics

For more detail on the 2010-2014 Ten Leading Causes of Death for Cumberland County, please refer to the North Carolina Center for Health Statistics website at: <http://www.schs.state.nc.us/data/databook/>. The report is titled: "Death Counts and Crude Death Rates per 100,000 Population for Leading Causes of Death, by Age Groups NC 2010-2014".

Infant Death Rates

As shown in the following chart, according to the State Center for Health Statistics, Cumberland County's infant mortality rates have improved by 40.4% between 1999 and 2013. The following trends have been observed:

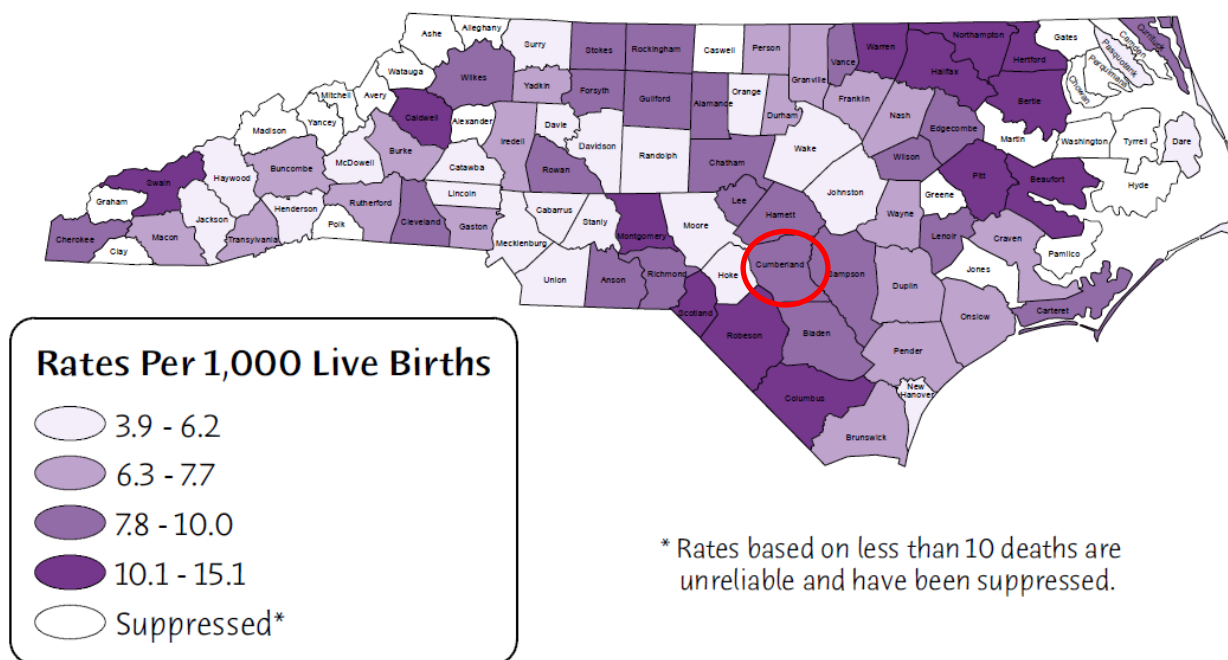
- From 2000-2004, the Cumberland County infant death rate exceeded the North Carolina rate by 31%
- From 2005-2009, the Cumberland County infant death rate exceeded the North Carolina rate by 26.5%.
- The infant death rate for Cumberland County was higher than the North Carolina rate between 2000 and 2014; however, the Cumberland County death rate continuously decreased between the 2000-2014 timeframe.
- From 2009-2013, the Cumberland County infant death rate exceeded the North Carolina rate by 18.3%.
- From 2000 to 2014, the North Carolina infant death rate decreased from 8.4 to 7.1 deaths per 1,000 live births, which equates to a 15.5% decrease in the death rate; the Cumberland County infant death rate decreased from 11.0 to 8.4 deaths per 1,000 live births which equates to a 23.6% decrease in the infant death rate.



Source: North Carolina Center of Health Statistics

The following map shows infant mortality rate by county for all 100 North Carolina counties in 2009-2013.

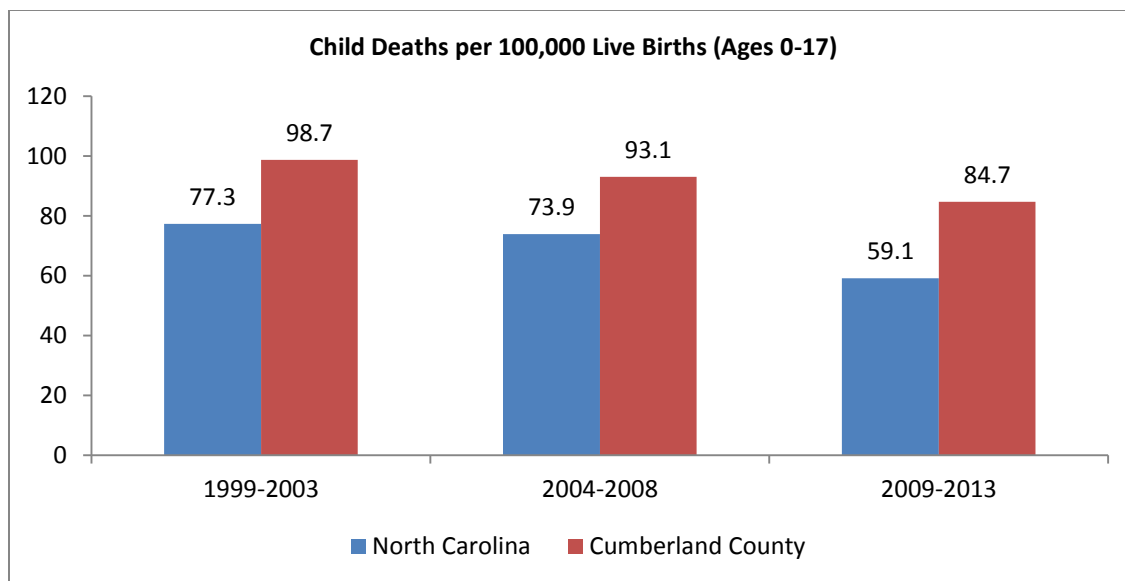
North Carolina Infant Mortality Rates by County 2010 - 2014



Source: North Carolina Center of Health Statistics

Child Death Rates

According to the State Center for Health Statistics, from 1999-2013, Cumberland County's child death rates (ages 0-17) decreased 14.2%, as shown in the following chart.



Source: North Carolina Center of Health Statistics

SECONDARY DATA: Mortality and Morbidity

While child death rates have decreased since 1999-2003, the Cumberland County rate remains significantly greater than the North Carolina child death rate in 2009-2013.

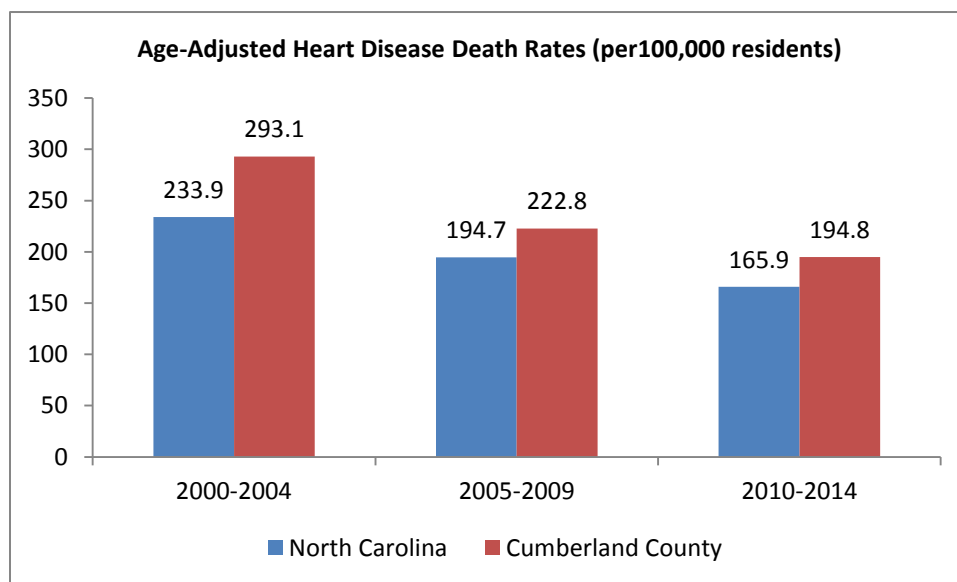
Cumberland County Leading Causes of Death

Data regarding the leading causes of death in Cumberland County are provided in the following charts and graphs in the order of severity, and are trended over the past eight years. Information sources include is:

- NC State Center for Health Statistics
- Behavioral Risk Factor Surveillance System (“BRFSS”)
- NC Cancer Central Cancer Registry
- Other databases as noted.

- *Heart Disease*

Heart Disease is the leading cause of death (age-adjusted) in Cumberland County. The number of deaths from heart disease continues to be consistently higher than North Carolina. Between 2000 and 2014, Cumberland’s heart disease age-adjusted death rate decreased from 293.1 to 194.8, a 33.5% decrease. The heart disease age-adjusted death rate for the state also decreased 29.1% during that same timeframe.

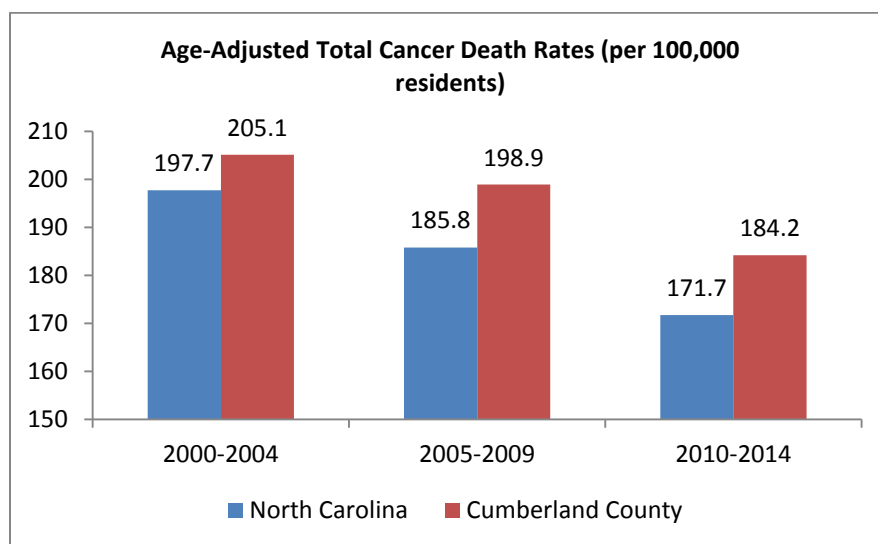


Source: North Carolina Center of Health Statistics

SECONDARY DATA: Mortality and Morbidity

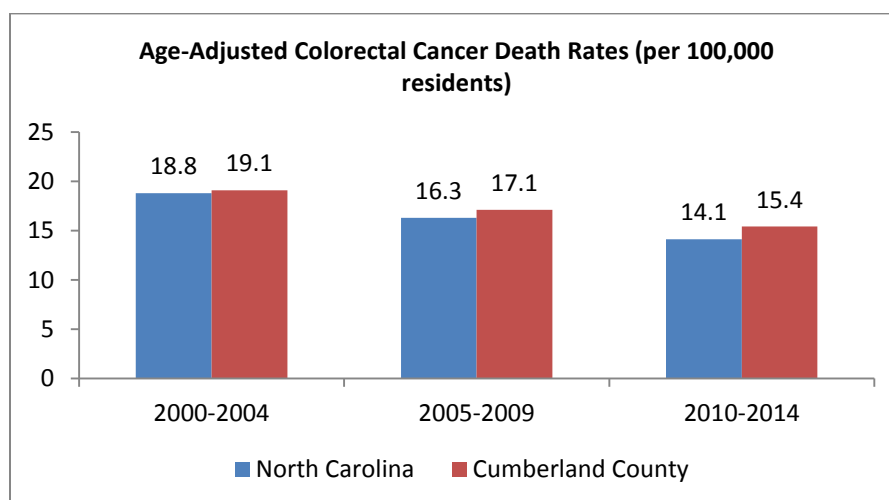
- *Cancer*

Cancer is the second leading cause of death (age-adjusted) in Cumberland County. The number of deaths from cancer continues to be higher than the North Carolina rate by 7.2%. Between 2000 and 2014, Cumberland's rate has decreased from 205.1 to 184.2 or 10.2%. The state rate has also decreased 197.7 to 171.7 or 13.2%.



Source: North Carolina Center of Health Statistics

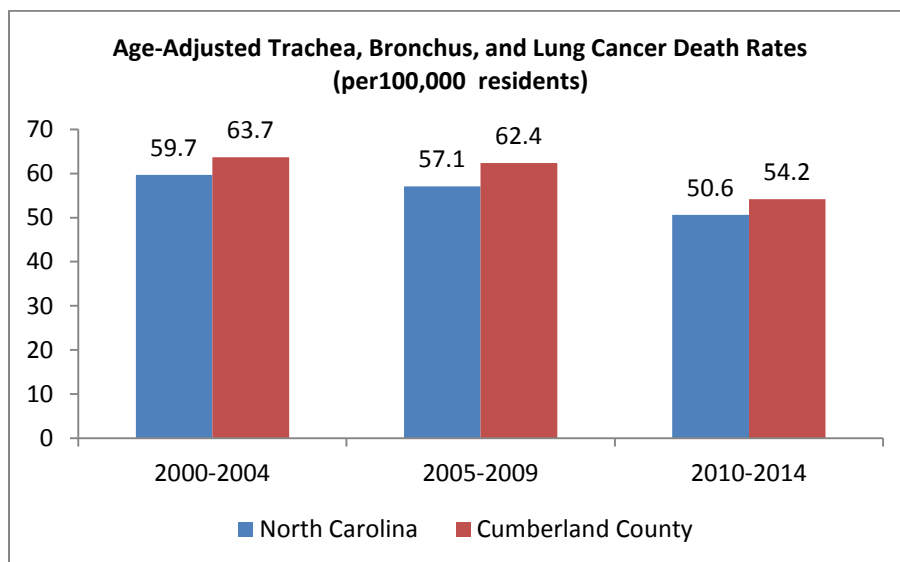
The number of deaths from Colon, Rectum, Anus Cancer is has not consistently decreased at the same rate as the North Carolina average, though it is currently lower than the North Carolina average. Between 2000 and 2014, Cumberland's death rate decreased from 19.1 to 15.4 or 19.3% and the North Carolina death rate decreased from 18.8 to 14.1 or 25%.



Source: North Carolina Center of Health Statistics

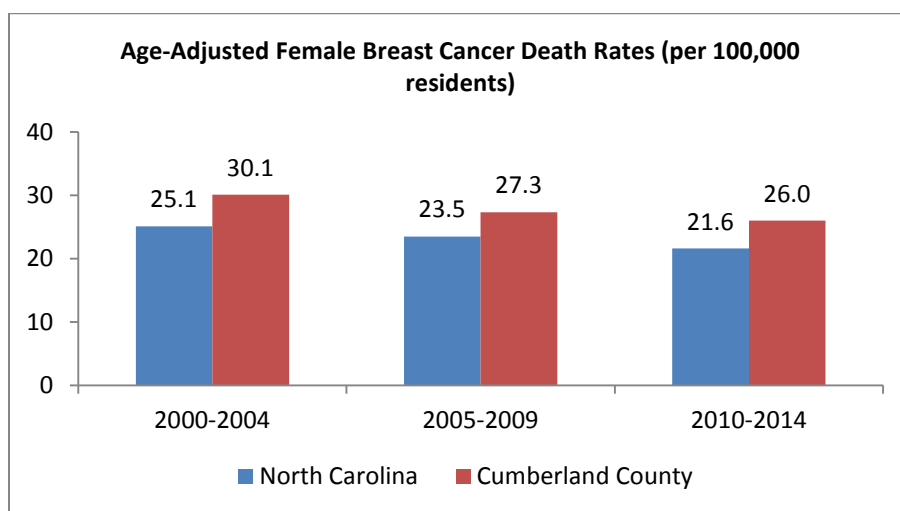
SECONDARY DATA: Mortality and Morbidity

The number of deaths from Trachea, Bronchus, & Lung Cancer is consistently higher than the North Carolina average by 6.7%, 9.2%, and 7.1%, respectively. Between 2000 and 2014, Cumberland's death rate decreased from 63.7 to 54.2 or 14.9% and the North Carolina death rate decreased from 59.7 to 50.6 or 15.2%.



Source: North Carolina Center of Health Statistics

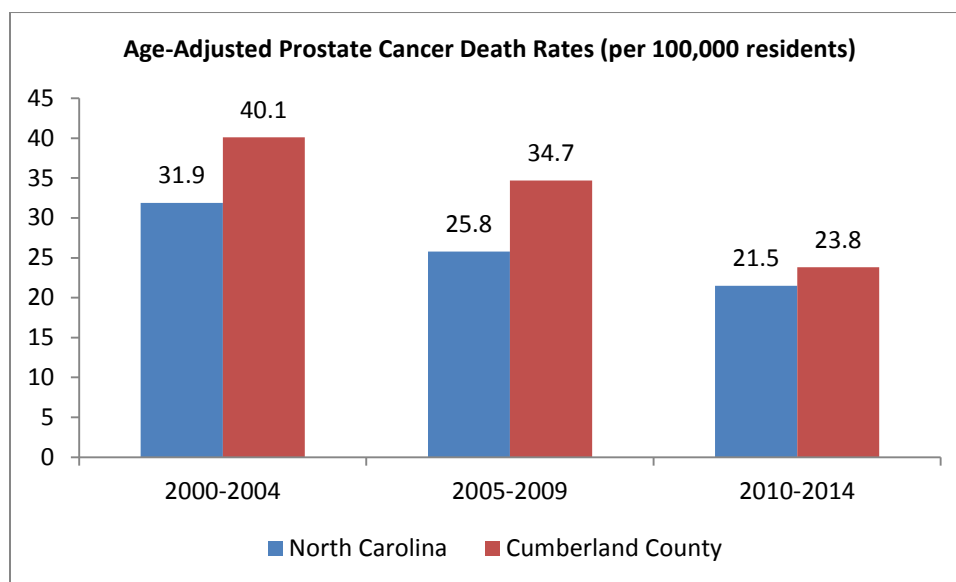
The Cumberland County mortality rate for Female Breast Cancer historically been greater when compared to the North Carolina rate since 2000. Early detection and testing has improved over the last decade which has increased awareness and incidence. Evidence indicates early detection increases survival and improves quality of life. Cumberland's mortality rate decreased since 2000 by 13.6% and the North Carolina rate decreased by 13.9%.



Source: North Carolina Center of Health Statistics

SECONDARY DATA: Mortality and Morbidity

The age-adjusted death rate for Prostate Cancer in Cumberland County is improving when compared to the NC rate between 2000 and 2014. Early detection and testing has improved over the last decade which has increased awareness and incidence. Evidence indicates early detection increases survival and improves quality of life. Cumberland's death rate has favorably decreased since 2000 by 40.6%, North Carolina average has decreased 32.6% over a similar time frame.



Source: North Carolina Center of Health Statistics

The following table compares percent of cancer deaths for Cumberland County, North Carolina, and urban counties of similar size to Cumberland County in 2013.

Percent of Cancer Deaths North Carolina, Cumberland and Peer Counties (2013)

Cumberland County	North Carolina	Durham County	Forsyth County	Guilford County	Mecklenburg County	Wake County
21.0%	22.3%	23.6%	22.8%	21.7%	22.6%	24.8%

Source: North Carolina Center of Health Statistics; NC Central Cancer Registry Report for Cumberland County 2013
Cancer is the 2nd leading cause of death in North Carolina and in the USA

Cumberland County's percent of cancer deaths in 2013 was the lowest among the counties included and lower than North Carolina's percentage, as shown in the previous table.

SECONDARY DATA: Mortality and Morbidity

The following table compares projected cancer cases per 100,000 population by site for Cumberland County and North Carolina in 2015.

Projected Cancer Cases per 100,000 Population Cumberland and North Carolina - 2015

Site	Cumberland County	North Carolina
Lung/Bronchus	227	8,669
Colon/Rectum	123	4,633
Female Breast	277	9,772
Prostate	207	7,998
Pancreas	36	1,391
All Cancers	1,560	57,624

Source: North Carolina Center of Health Statistics; NC Central Cancer Registry Report for Cumberland County 2015

Cumberland County projected a higher total number of cancer cases in 2015 than the average number of cases among North Carolina's 100 counties 576.24, as shown in the previous table.

The following table compares cancer case incidence rates per 100,000 population by site for Cumberland County and North Carolina.

2009-2013 Cancer Cases Incidence Rates per 100,000 Population Cumberland and North Carolina - 2013

County/ State	Colon/Rectum		Lung/Bronchus		Female Breast		Prostate		All Cancers	
	Cases	Rate	Cases	Rate	Cases	Rate	Cases	Rate	Cases	Rate
North Carolina	20,240	38.5	37,831	70.9	45,146	157.9	33,115	130.6	256,989	483.4
Cumberland County	501	36.6	1,012	73.8	1,189	150.8	894	140.5	6,616	470.2

Source: North Carolina Center of Health Statistics; NC Central Cancer Registry Report for Cumberland County 2012

As shown in the previous table, Cumberland County projected a higher incidence rate of lung/bronchus, but a lower overall incidence rate for all cancers than North Carolina.

SECONDARY DATA: Mortality and Morbidity

The following table compares cancer case incidence rates per 100,000 population by site for Cumberland County, North Carolina, and other roughly comparably-sized counties in 2012.

**2009-2013 Cancer Cases Incidence Rates per 100,000 Population
By County for Selected Sites**

County/ State	Colon/Rectum		Lung/Bronchus		Female Breast		Prostate		All Cancers	
	Cases	Rate	Cases	Rate	Cases	Rate	Cases	Rate	Cases	Rate
North Carolina	20,240	38.5	37,831	70.9	45,146	157.9	33,115	130.6	256,989	483.4
Cumberland County	501	36.6	1,012	73.8	1,189	150.8	894	140.5	6,616	470.2
Durham County	442	35.4	738	61.1	1,339	186.4	733	125.9	6,096	474.7
Forsyth County	708	36.0	1,385	70.3	1,847	171.4	1,424	155.0	10,012	506.9
Guilford County	955	36.5	1,838	70.3	2,601	180.4	2,046	166.6	13,813	524.4
Mecklenburg County	1,428	35.0	2,259	59.3	4,010	169.4	2,726	144.9	19,607	472.7
Wake County	1,331	33.6	2,034	55.8	3,991	171.9	2,632	137.8	19,183	471.2

Source: North Carolina Center of Health Statistics; NC Central Cancer Registry Report for Cumberland County 2012

As shown in the previous table, Cumberland County projected the lowest incidence rate for prostate cancer and female breast than all comparable counties and North Carolina. Cumberland County's incidence rates for lung/bronchus cancers is the highest among all comparable counties and North Carolina. It projects the second lowest overall rate for all cancers among all comparable counties and North Carolina.

The following table compares cancer case mortality rates per 100,000 population by site for Cumberland County, North Carolina, and other roughly comparably-sized counties in 2014.

SECONDARY DATA: Mortality and Morbidity

2010-2014 Cancer Cases Mortality Rates per 100,000 Population By County for Selected Sites

County/ State	Colon/Rectum		Lung/Bronchus		Female Breast		Prostate		All Cancers	
	Cases	Rate	Cases	Rate	Cases	Rate	Cases	Rate	Cases	Rate
North Carolina	7,529	14.1	27,581	50.6	6,491	21.6	4,338	21.5	92,542	171.7
Cumberland County	214	15.4	756	54.2	208	26.0	112	23.8	2,543	184.2
Durham County	184	14.5	538	43.8	181	24.4	108	23.9	2,155	170.5
Forsyth County	248	12.5	1,032	51.7	280	25.1	175	23.2	3,532	177.9
Guilford County	328	12.2	1,213	45.5	337	22.1	215	21.0	4,306	161.2
Mecklenburg County	505	12.4	1,555	39.8	520	21.5	330	24.3	6,231	156.4
Wake County	466	12.0	1,391	37.3	515	22.3	310	24.2	5,866	154.1

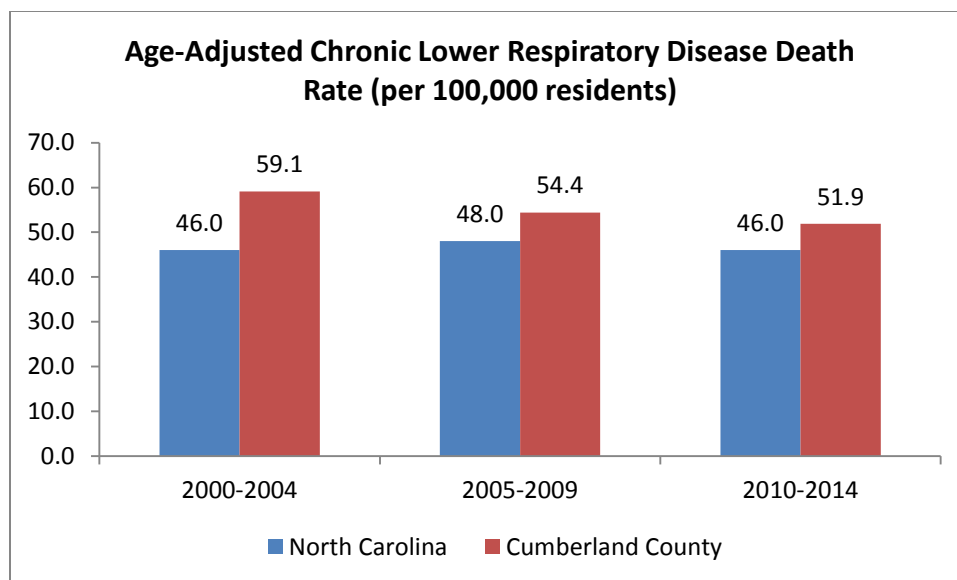
Source: North Carolina Center of Health Statistics; NC Central Cancer Registry Report for Cumberland County 2013

As shown in the previous table, Cumberland County projected the highest mortality rates for colon/rectum, lung/bronchus, female breast, and all cancers than North Carolina and comparable counties.

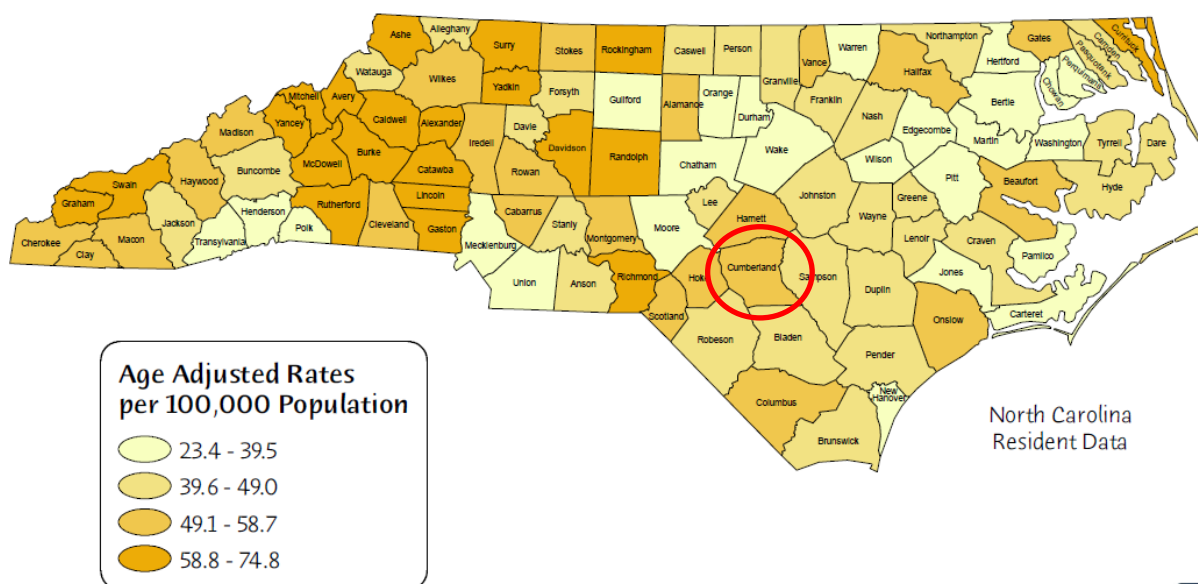
- *Chronic Lower Respiratory Disease*

Chronic Lower Respiratory Disease is the 3rd leading cause of death (age-adjusted) in Cumberland County and North Carolina, respectively. The age-adjusted mortality rate in Cumberland County had decreased 12.1% from 59.1 deaths per 100,000 population to 51.9 deaths per 100,000 population from 2000 to 2014. The rate for the state of North Carolina has remain constant during this time at 46.0 deaths per 100,000 residents.

SECONDARY DATA: Mortality and Morbidity



North Carolina Chronic Lower Respiratory Disease Mortality Rates 2010-2014



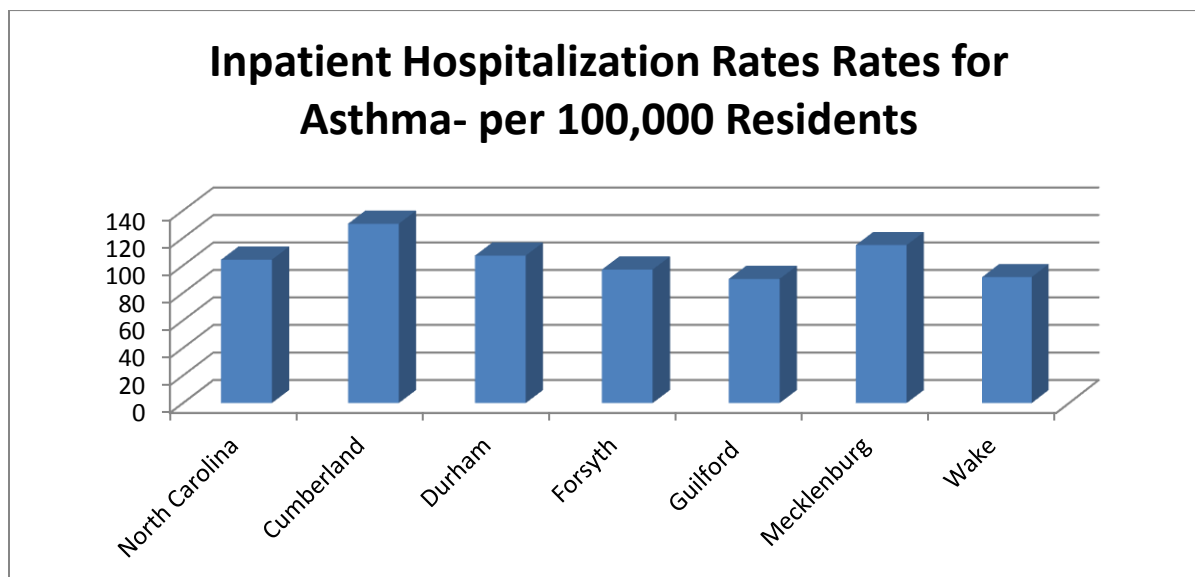
STATE CENTER FOR HEALTH STATISTICS



Source: North Carolina Center of Health Statistics, <http://www.schs.state.nc.us/data/vital/lcd/2014/lowerresp.html>

SECONDARY DATA: Mortality and Morbidity

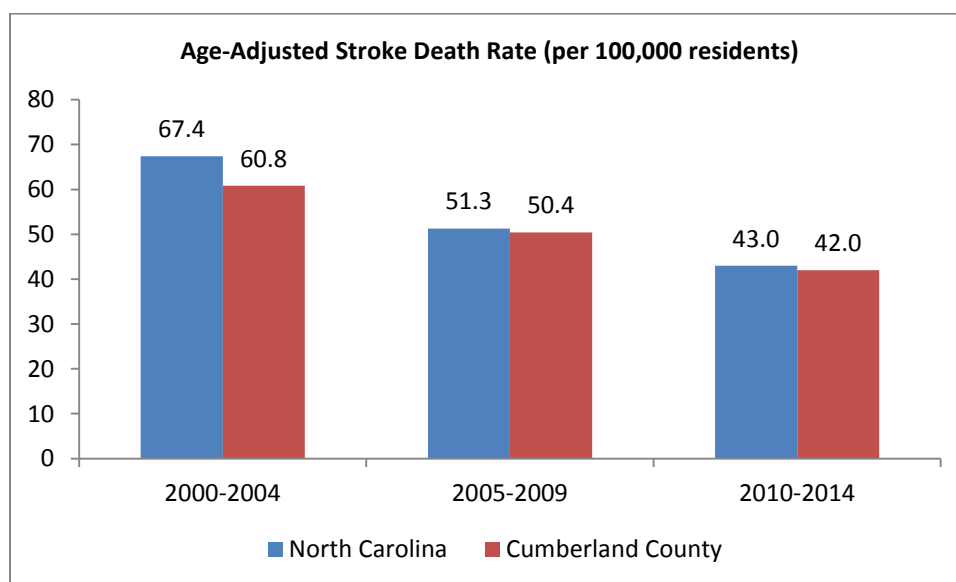
Cumberland County Asthma related hospital discharges is 25.1% higher than North Carolina average for all patients of all ages. As shown in the chart below, Cumberland County Asthma related admissions is alarmingly higher than other similar counties.



Source: North Carolina Center of Health Statistics

- **Cerebrovascular Disease**

Cerebrovascular Disease (stroke) is the 4th leading cause of death (age-adjusted) in Cumberland County.



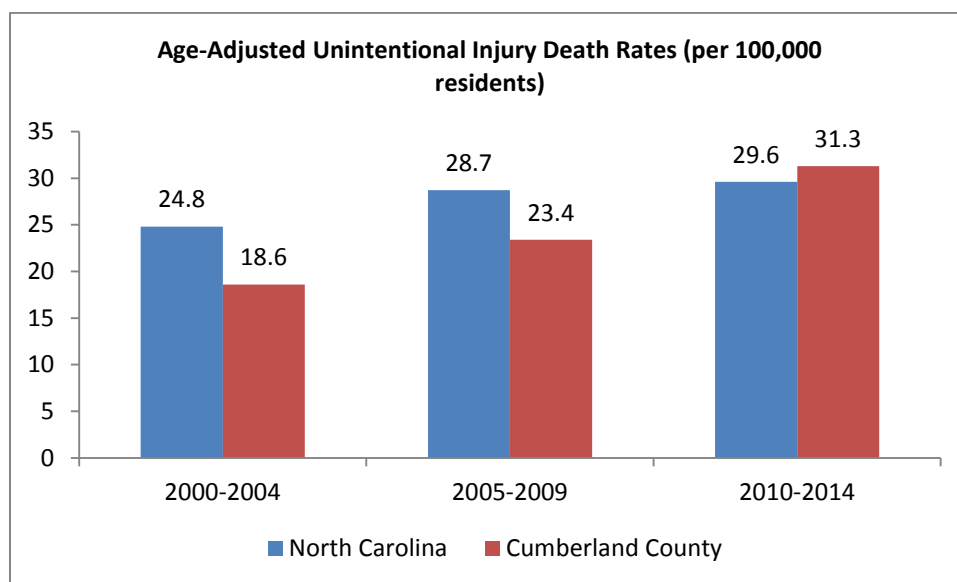
Source: North Carolina Center of Health Statistics

SECONDARY DATA: Mortality and Morbidity

As shown in the previous chart, Cumberland County's number of deaths from cerebrovascular disease has been lower than the North Carolina average. Over the past 15 years, Cumberland County's rate decreased from 60.8 to 42.0 (or 30.9%). North Carolina also decreased from 67.4 to 43.0 (or 36.2%). Significant improvement has been made in preventing, diagnosing, and treating cerebrovascular disease.

- ***Other Unintentional Injuries***

Other Unintentional Injuries is the 5th leading cause of death (age-adjusted) in Cumberland County.



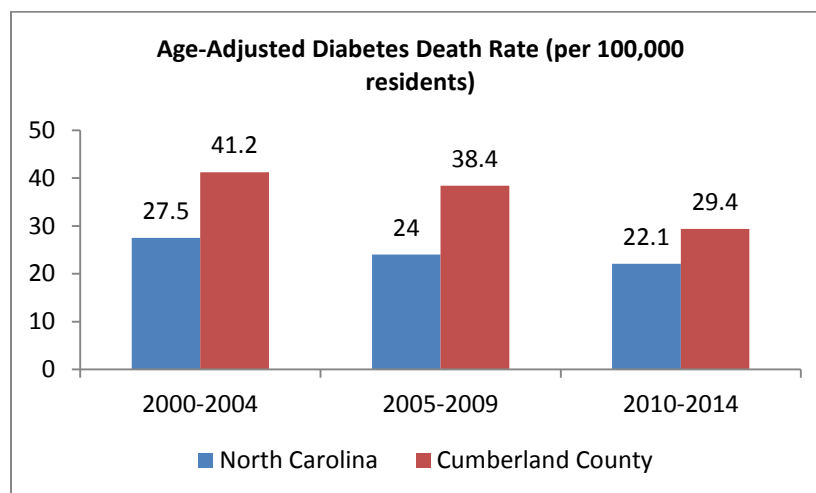
Source: North Carolina Center of Health Statistics

As shown in the previous chart, the number of deaths from unintentional injuries in Cumberland County has increased rapidly compared to the North Carolina average. Over the past 15 years, Cumberland County's rate increased from 18.6 to 31.1 (or 68.2%). North Carolina increased from 24.8 to 29.6 (or 19.3%). Both Cumberland County and North Carolina experience significant increases in unintentional injury deaths.

SECONDARY DATA: Mortality and Morbidity

- *Diabetes*

Diabetes is the 6th leading cause of death (age-adjusted) in Cumberland County.

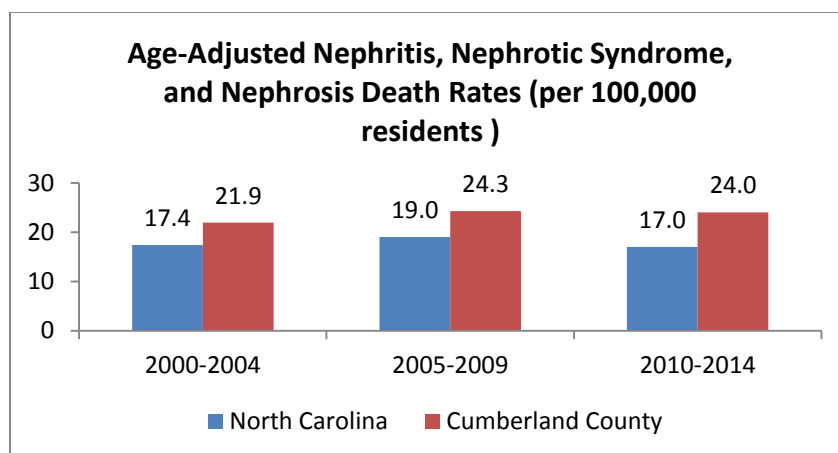


Source: North Carolina Center of Health Statistics

As shown in the previous chart, the number of deaths from diabetes in Cumberland County has been consistently higher than North Carolina by 33%. Over the past 15 years, Cumberland County's rate decreased from 41.2 to 29.4 (or 28.6%). North Carolina's death rate decreased from 27.5 to 22.1 (or 19.6%). While diabetes is reflected as the 6th leading cause for death, it is often a secondary and a complicating factor that co-exists with heart disease, renal disease, and obesity.

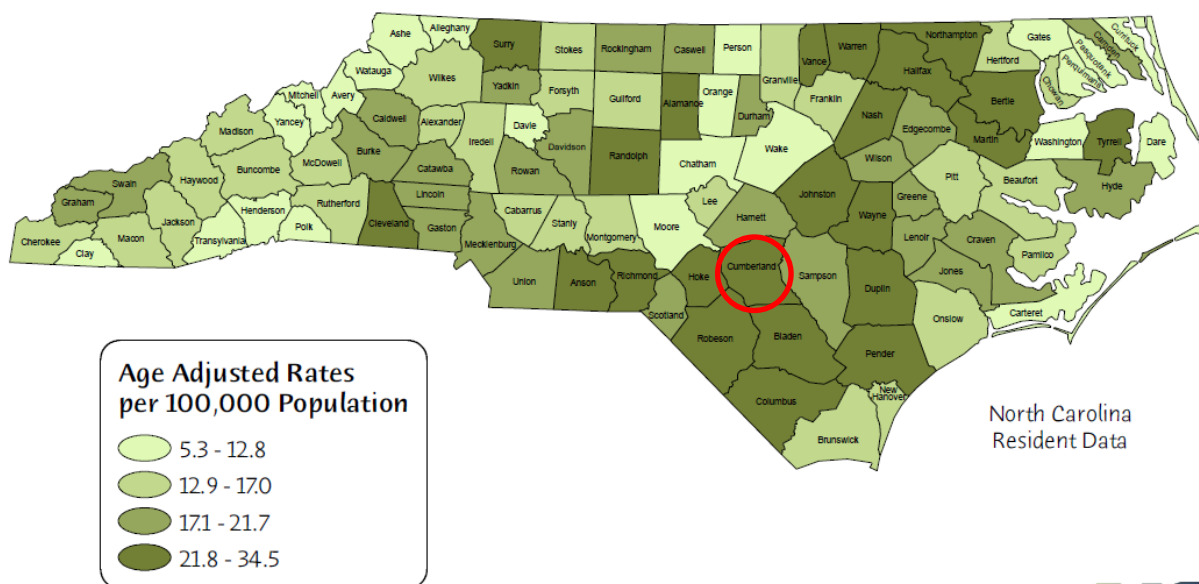
- *Nephritis, Nephrotic Syndrome and Nephrosis*

Nephritis, Nephrotic Syndrome and Nephrosis is the 7th leading cause of death (age-adjusted) in Cumberland County.



Source: North Carolina Center of Health Statistics

North Carolina Nephritis and Nephrosis (Kidney) Mortality Rates 2010-2014



STATE CENTER FOR HEALTH STATISTICS



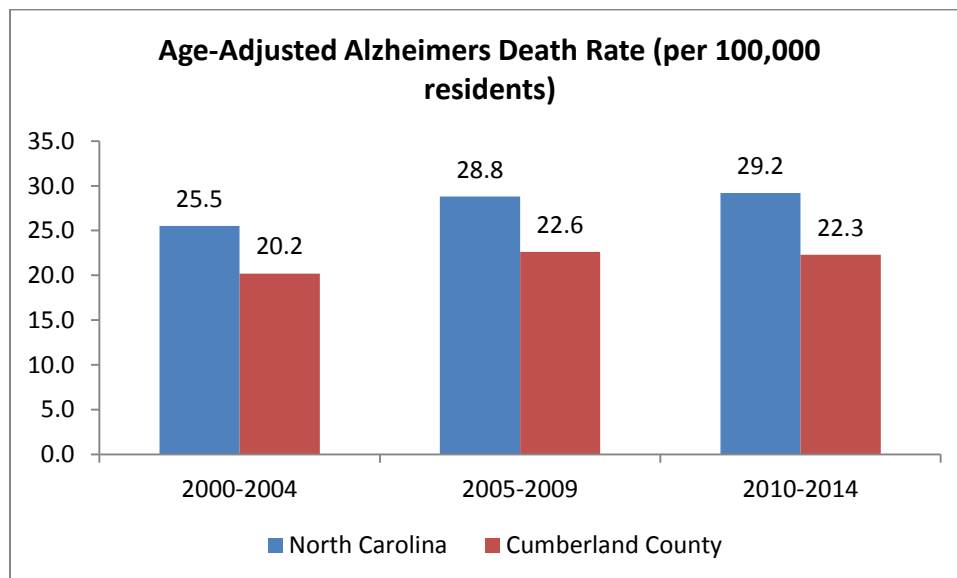
Source: North Carolina Center of Health Statistics

As shown in the previous map, the number of deaths from Nephritis, Nephrotic Syndrome, and Nephrosis is higher in Cumberland County than the North Carolina average. The 2010-2014 age adjusted rate for Cumberland County is 24.0 compared to 17.0 for North Carolina. Cumberland County's rate is 41% greater than North Carolina's rate. In addition, the aged-adjusted death rate for Nephritis, Nephrotic Syndrome, and Nephrosis Death Rates in Cumberland County is in the highest quadrant of all North Carolina counties. This disease is often a complicating factor that co-exists with diabetes, heart disease, cancer and renal disease.

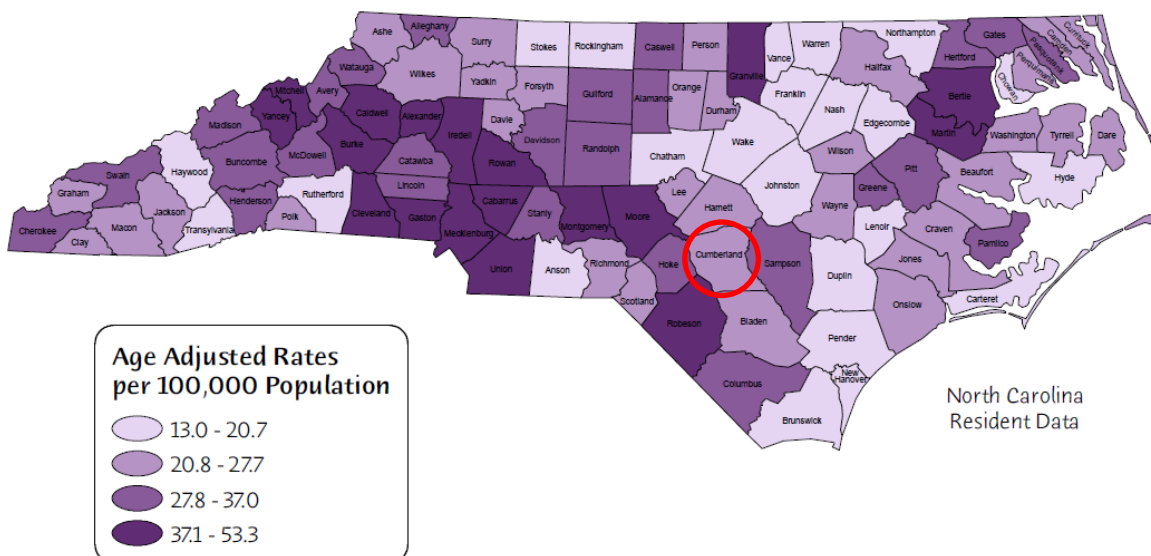
SECONDARY DATA: Mortality and Morbidity

- Alzheimer's Disease*

Alzheimer's is the 8th leading cause of death (age-adjusted) in Cumberland County.



North Carolina Alzheimer's Disease Mortality Rates 2010-2014



STATE CENTER FOR HEALTH STATISTICS
Source: North Carolina Center of Health Statistics

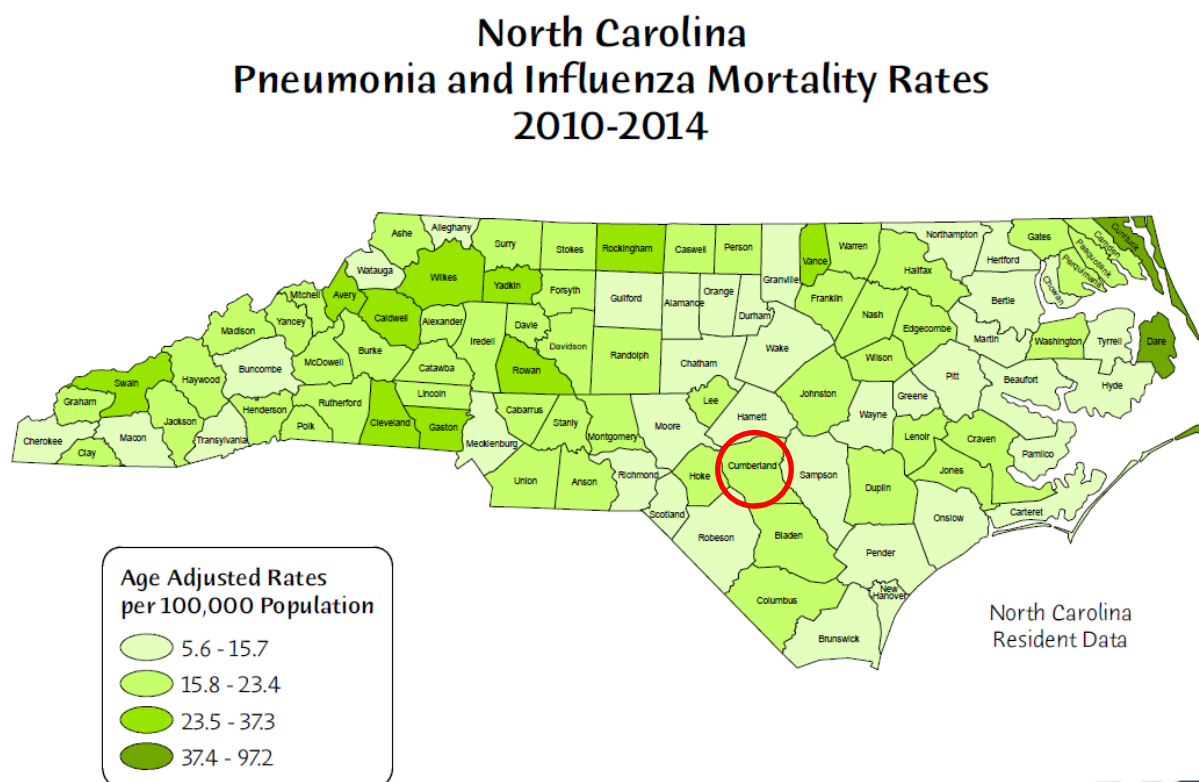


SECONDARY DATA: Mortality and Morbidity

As shown in the previous map, Cumberland County's deaths from Alzheimer's is lower than the North Carolina average. The 2010-2014 age adjusted rate for Cumberland County is 22.3 compared to 29.2 for North Carolina. The population in Cumberland County is younger (median age of 31) than North Carolina. Alzheimer's Disease affects an older population.

- *Pneumonia*

Pneumonia is the 9th leading cause of death (age-adjusted) in Cumberland County.



STATE CENTER FOR HEALTH STATISTICS

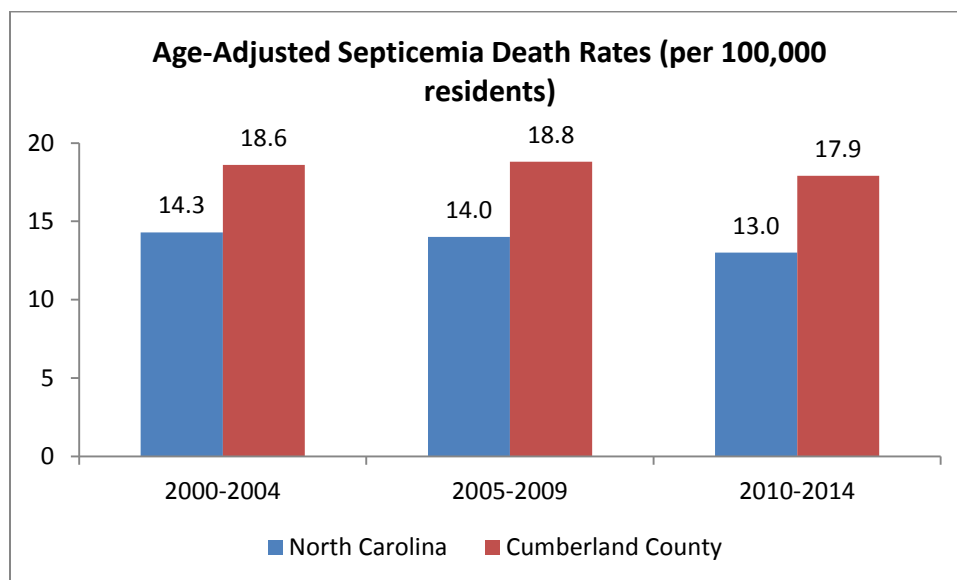


The age adjusted rate for pneumonia from 2010-2014 for Cumberland County is 19.6 per 100,000 compared to 17.6 per 100,000 population for North Carolina.

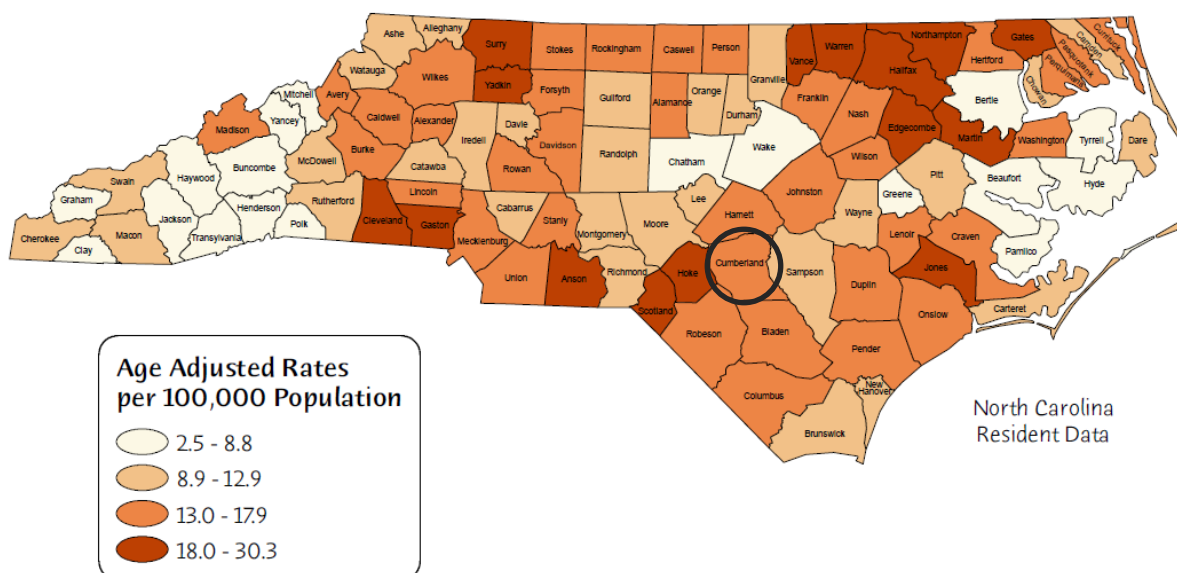
SECONDARY DATA: Mortality and Morbidity

- *Septicemia*

Septicemia is the 10th leading cause of death (age-adjusted) in Cumberland County.



North Carolina Septicemia Mortality Rates 2010-2014



STATE CENTER FOR HEALTH STATISTICS

Source: North Carolina Center of Health Statistics

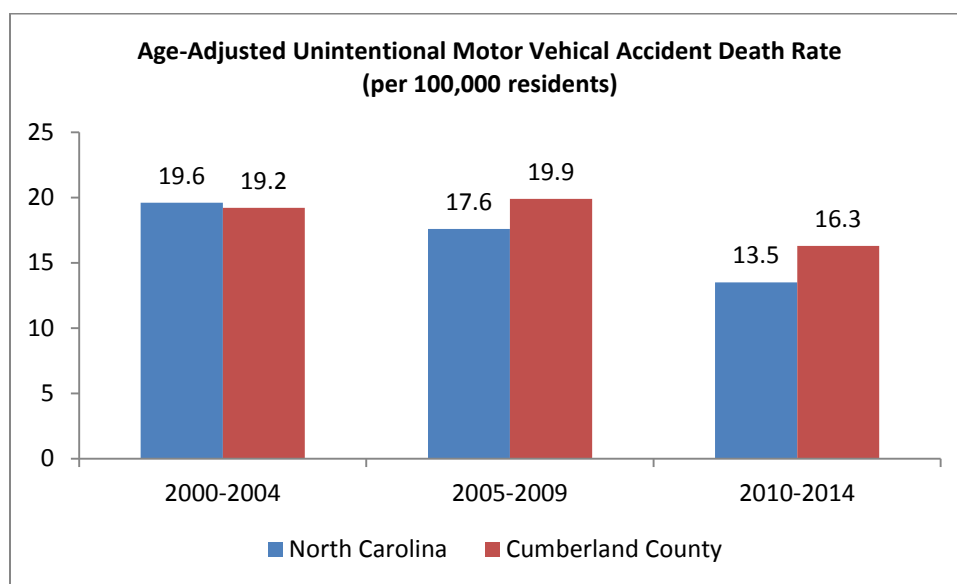


SECONDARY DATA: Mortality and Morbidity

The number of deaths from Septicemia in Cumberland County is higher than the North Carolina average, as shown in the previous map. The 2010-2014 age adjusted rate for Cumberland County is 17.9 compared to 13.0 for North Carolina, which is 37% higher than North Carolina's rate.

- *Unintentional Motor Vehicle Injuries*

Unintentional Motor Vehicle Injuries is a leading cause of death (age-adjusted) in Cumberland County but not amongst the top 10.



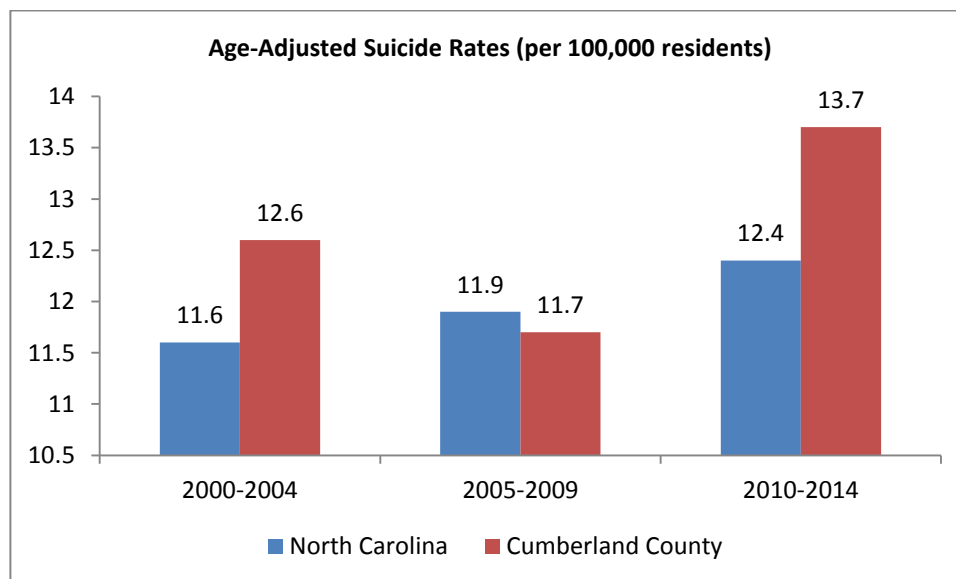
Source: North Carolina Center of Health Statistics

The number of deaths from unintentional motor vehicle injuries has been variable compared to the North Carolina average, as shown in the previous chart. Over the past 15 years, Cumberland County's rate decreased from 19.2 to 16.3 (or 15.1%). North Carolina's rate also decreased from 19.6 to 13.5 (or 31.1%). Both Cumberland County and North Carolina experienced decreases in unintentional motor vehicle injury deaths.

SECONDARY DATA: Mortality and Morbidity

- *Suicide*

Suicide is a leading cause of death in Cumberland County but not amongst the top 10 when age-adjusted .



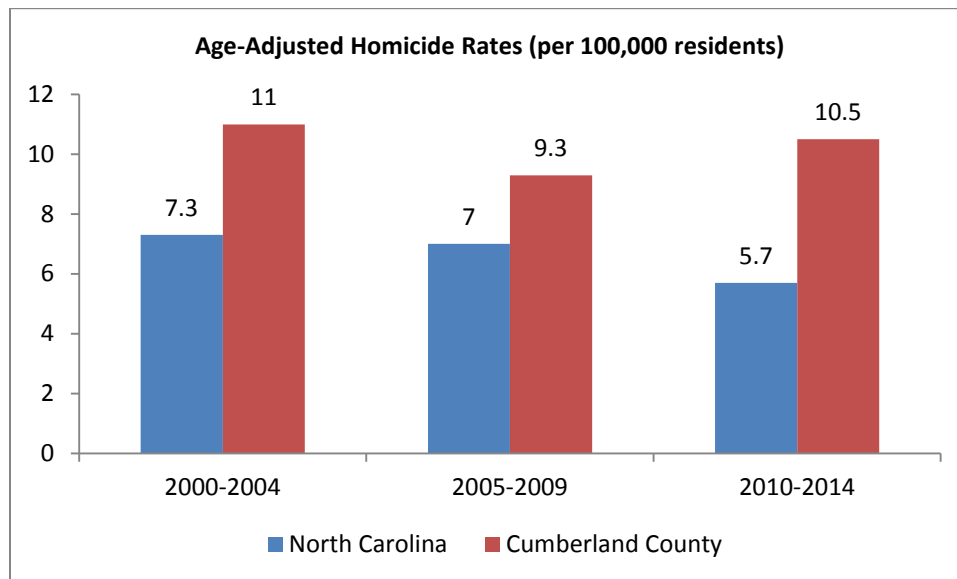
Source: North Carolina Center of Health Statistics

As shown in the previous chart, the number of deaths from suicide is 10.5% higher in Cumberland County than North Carolina. Over the past 15 years, Cumberland County's rate increased from 12.6 per 100,000 population to 13.7 per 100,000 population (or 8.7%). It also should be noted that from 2005-2009 the rate decreased to 11.7 per 100,00 population and then dramatically increased during the next five years from 2010-2014. North Carolina's rate also increased from 11.6 per 100,000 population to 12.4 per 100,000 population (or 6.9%) from 2000 through 2014.

SECONDARY DATA: Mortality and Morbidity

- *Homicide*

Homicide is a leading cause of death in Cumberland County but not amongst the top 10 when age-adjusted .



Source: North Carolina Center of Health Statistics

As shown in the previous chart, Cumberland County's number of deaths from homicide is 84.2% higher than North Carolina. Over the past 15 years, Cumberland County's rate decreased from 11.0 per 100,000 population to 10.5 per 100,000 population (or 4.5%). It also should be noted that from 2005-2009 the rate decreased to 9.3 per 100,00 population and then increased during the next five years from 2010-2014. North Carolina's rate also decreased from 7.3 to 5.7 (or 21.9%).

SECONDARY DATA: Existing Healthcare Facilities and Resources

The following section provides a description of the health care landscape in Cumberland County, including the available health care facilities and services, the need for additional health care facilities and services as identified by North Carolina, and the impact the military population has on the health care needs of the County.

Hospital Services

Cape Fear Valley Health System

Cape Fear Valley Medical Center (CFVMC) is the flag-ship of Cape Fear Valley Health System (CFVHS). CFVHS operates a variety of health care facilities from its headquarters in Fayetteville, North Carolina including a tertiary acute care hospital, a long-term acute care hospital, a critical access hospital, an inpatient rehabilitation facility, county emergency medical services, an outpatient psychiatric facility, a detoxification facility, a wellness center, 15 primary care clinics, 20 specialty care clinics, 4 walk-in clinics, and Health Pavilion North, an outpatient complex.

CFVHS, includes Hoke Healthcare, LLC in Hoke County and Bladen Healthcare, LLC d/b/a Bladen County Hospital (BCH) in Bladen County. CFVHS operates a tertiary health delivery system in eastern North Carolina with 880 inpatient beds (includes licensed and CON approved beds under development, including Cape Fear Valley North Hospital with 65 Certificate of Need approved beds, and serves a long-standing six-county primary and secondary service area. CFVHS draws from all areas within the 15-county Health Service Area V and provides a broad range of patient services.

Hospital services began in 1956 under the name of Cumberland County Hospital Authority offering 200 acute care beds. Within 10 years of the 1956 original bed-opening, construction began on another 195 acute care beds and 100 bassinets, allowing CFVMC to claim ownership of the largest newborn-care facility in the state. In 1976 a 60-bed state-of-the-art rehabilitation facility opened for Cumberland and surrounding Counties. Eighteen additional rehabilitation beds were added in 1995. In 1999, Highsmith-Rainey Memorial Hospital ("HRMH"), licensed for 133 acute beds was acquired. To maximize utilization of all hospital acute care beds in Cumberland County, 67 acute care beds have been relocated from HRMH, now recognized as Highsmith-Rainey Specialty Hospital (HRSH) to CFVMC. HRSH is now a 66-bed long-term acute care (LTAC) facility currently operating at 90% occupancy.

Today, Cape Fear Valley Health System has 880 licensed and Certificate of Need approved beds, and provides a wide variety of health care services including:

SECONDARY DATA: Existing Healthcare Facilities and Resources

- **Cumberland County**

- Cape Fear Valley Medical Center, Main Campus, Owen Drive
 - 501 Acute Care Beds
 - 78 Rehabilitation Beds
 - 32 Behavioral Health Beds
 - 23 Certificate of Need approved Acute Care beds
- Highsmith-Rainey Specialty Hospital, Robeson Street
 - 66 Long Term Acute Care Beds
- Cape Fear Valley North
 - 65 Certificate of Need approved, not yet operational Acute Care Beds
 - Medical Office Building
 - Express Care
 - Medical and Radiation Oncology
 - Primary Care and Pediatric Services
 - Outpatient PT and OT Services
- Primary Care, Neurosurgery and General Surgery Clinics
- Services provided include:
 - Cancer Care
 - Heart and Vascular
 - Birth Center
 - Pediatrics
 - Neuroscience
 - Orthopedics
 - Weight Loss Surgery
 - Surgical Services
 - Acute and Chronic Medical Care
 - Geriatrics
 - Imaging / Diagnostics
 - Rehabilitation
 - Outpatient Services
 - Minority Health
 - Infectious Diseases
 - Nephrology
 - Physician Practices
 - Emergency Care
 - Other Services

SECONDARY DATA: Existing Healthcare Facilities and Resources

- **Bladen County (Secondary Market, South of Cumberland County)**
 - Bladen Healthcare, LLC, Bladen County
 - 48 Acute Care Beds (operates 25 acute care beds as CAH, includes 10 swing beds)
 - 10 Skilled Nursing Beds.
- **Hoke County (Secondary Market, West of Cumberland County)**
 - Hoke Community Medical Center, Hoke County
 - 41 Acute Care Beds
 - Medical Office Building
 - Primary Care Services
 - Obstetrical Services
 - Imaging Services to include Mammography, Diagnostic X-Ray and Ultrasound
 - Primary Care Clinic – Raeford.
- **Harnett County (Secondary Market, North of Cumberland County)**
 - Harnett Health, Harnett County – Managed by CFVHS
 - Betsy Johnson Memorial Hospital, Dunn, NC - 101 Acute Care Beds
 - Central Harnett Hospital, Lillington, NC – 50 Acute Care Beds
 - Cardiac Services
 - CON Approved Cardiac Catheterization Equipment
 - Cancer Services
 - CON Approved Linear Accelerator and Cancer Center

Military Hospitals

- **Womack Army Medical Center**

Located in Cumberland County, the Army Medical Center is committed to providing quality, cost-efficient care for "The Total Army Family." Womack Army Medical Center serves more than 199,000 eligible beneficiaries in the region, the largest beneficiary population in the Army. Services include Medical/Surgical Services, Obstetrics, Orthopedics, Optometry, Hematology-Oncology, Dental, Chiropractic, Behavioral Health, Primary Care, and Specialty Care Services.

- **Fayetteville Veterans Administration Medical Center**

The Fayetteville Veterans Administration Medical Center is a Clinical Core Level III facility with 58 general medical/surgical and mental health beds, and a 69-bed long-

SECONDARY DATA: Existing Healthcare Facilities and Resources

term care unit. The Fayetteville location is in an area populated by more than 65,000 veterans in 21 counties in North Carolina and South Carolina.

On November 3, 2015 the Veterans Administration opened the Fayetteville VA Health Care Center a 250,000 square foot facility to help deal with the patient load at existing VA facilities. The outpatient facility provides a wide range of clinical, same day surgery, and imaging services to veterans.

Other Provider Services

- Primary Care
- Specialty Care
- Outpatient Physical Medicine and Rehabilitation
- Outpatient Imaging and Diagnostics
- Ophthalmology
- Dentistry
- Outpatient Behavioral Health
- Allergy / Immunology
- Dermatology
- Nephrology
- Urology
- Plastic Surgery
- Podiatry
- Oncology
- Rheumatology
- Other Services

Relationships with Other Health Care Providers

Relationships are developed and enhanced by frequent communications with local physicians and health care providers with regard to activities and programs of CFVHS. Quarterly newsletters are provided which introduce new physicians, services, programs, and/or achievements.

The blood service at CFVHS assists the local VA Medical Center and Womack Army Medical Center with blood needs as requested. Similar exchange arrangements exist with other surrounding facilities. CFVHS has supported the Cumberland County Senior Services through active support of the Diabetes Health Fair.

The Medical Oncology Department established relationships with Betsy Johnson Regional Hospital in Dunn, North Carolina over five years ago to help facilitate satellite services for Medical Oncology. In 2016, Harnett Health received CON approval to

SECONDARY DATA: Existing Healthcare Facilities and Resources

develop a Cancer Center, with radiation oncology and medical oncology services. CFVHA will manage the new Cancer Center @ Central Harnett.

Cardiologists from Fayetteville have established a clinic in Harnett County and in 2016 Harnett Health received CON approval to develop cardiac catheterization services at Central Harnett Hospital. In addition, cardiac rehabilitation services are being expanded in Harnett County, in cooperation with CFVHS.

Cardiologists from Fayetteville accept cardiac referrals from Clinton, North Carolina, on site and in collaboration with Sampson Regional Medical Center. Staff and physicians participate in working with The Care Clinic, Better Health of Cumberland County, and the Cumberland County Community Health Care Council.

Members of the CFVHS management team serve on boards of local health care providers to include The Care Clinic, Fayetteville Ambulatory Surgery Center, Southern Regional Area Health Education Center and Carolina Collaborative Community Care.

In addition, CFVHS has an excellent working relationship with the Cumberland County Health Department, working together on local emergency medical planning as well as providing services to their patients. A few years ago, such collaboration with the Health Department and Care Clinic resulted in the provision of a medication assistance program (MAP) for eligible low-income patients in Cumberland County. The MAP has been a huge success and was awarded a subsequent grant to expand the services. Cape Fear Valley Health System's Pharmacy oversees the staff operations of the program. A Senior Pharmacy Management section has also been added with the receipt of grant monies to provide medication assistance to the senior citizens of the community. CFVHS has a family practice clinic in Cumberland County and through the CFV OB GYN practice, high risk and indigent prenatal care is provided for Cumberland and Cumberland County in collaboration with the local health departments. CFV perinatology provides prenatal diagnostic and management consultation for patients in Cumberland and surrounding counties.

Cardiology support has been provided to Sampson and Robeson counties over the past 4-6 years and Cardiology and Orthopedic care is now being provided in Bladen County. The System's intentions and plans to establish various technologies, services and programs over the past few years have been shared with health care providers in Cumberland County and hospitals/medical centers in contiguous counties.

In order to continue to serve the local providers and their patients, CFVHS, in recent years, expanded its affiliations with regional, tertiary providers. CFVHS partnered with the University of North Carolina Healthcare System to bring helicopter services to the CFVMC campus and to bring a diabetes specialist to Fayetteville. Collaboration with Duke University Health System was fruitful in providing a pediatric cardiologist for the

SECONDARY DATA: Existing Healthcare Facilities and Resources

community. CFVHS's Pediatric Endocrinologist collaborates with both specialists as needed.

In June 2008, CFVHS, through Bladen Healthcare, LLC, began operating Bladen County Hospital, which is licensed for 58 beds, but operates as a Critical Access Hospital utilizing only 25 beds. Since that time CFVHS has expanded both inpatient and outpatient services available to residents of Bladen County. The affiliation with CFVHS provided many opportunities for cost savings and operational efficiencies. On May 2, 2011, the Bladen County Commissioners adopted a resolution approving the sale of Bladen County Hospital's assets to Cape Fear Valley Health System. On May 25, 2011, the Cape Fear Valley Health System Board of Trustees adopted a resolution ratifying the sale. On March 19, 2012, Cape Fear Valley finalized a transaction with Bladen County whereby Cape Fear Valley acquired all of the assets and operations of Bladen County Hospital, which it subsequently transferred to and operates through its wholly owned subsidiary, Bladen Healthcare, LLC.

On March 9, 2015 Cape Fear Valley Health System completed its promise to the citizens of Hoke County by opening Cape Fear Valley Hoke Hospital in Raeford, NC. With the opening of the hospital, Hoke County finally had its first full service hospital in the county's history.

HEALTH NEEDS, PRIORITIZATION PROCESS, AND RESULTS

The final portion of the CHNA includes a summary of the priority health needs identified. Although a large number of potential needs have been discussed, it is simply not feasible for Cape Fear Valley Medical Center to apply significant resources to each and every area of need. To determine which needs are priorities, Cape Fear Valley Medical Center reviewed outcomes and findings from the CHAT Survey and utilized an objective approach to estimate which areas of need are of greatest concern. The process and associated results are as follows:

Prioritization Process

Each section of the CHAT Survey has been incorporated not only to measure and estimate the level of health needs for Cumberland County residents, but also to highlight key factors and conditions expected to have the greatest impact on those needs going forward. Those sections included the following:

- Quality of Life
- Community Improvement
- Health Information
- Personal Health
- Access to Care/Family Health
- Emergency Preparedness
- Demographic Questions
- Interviews/Community Feedback.

Leveraging the analyses and findings from those sections and based upon our community survey and review of secondary data, Cape Fear Valley Medical Center has condensed its list to select areas which it believes to be the priorities for Cumberland County. The health issues in Cumberland County include:

- Heart Disease (*1st leading cause of death*)
- Cancer (*2nd leading cause of death*)
- Diabetes (*5th leading cause of death*)
- Stroke (*4th leading cause of death*)
- Obesity
- Chronic Respiratory Disease (*3rd leading cause of death*)
- Fitness and Nutrition
- Substance Abuse

HEALTH NEEDS, PRIORITIZATION PROCESS, AND RESULTS

Results

At the conclusion of the prioritization process, Cape Fear Valley Medical Center identified three health needs as the key areas for action. These areas of concern impact utilization at Cape Fear Valley Medical Center and to some extent Highsmith-Rainey Specialty Hospital. Both hospitals will work collaboratively on these health concerns.

The CFVHS 2016-2019 Implementation Plan will identify specific areas within the identified priorities to target in the next three years, such as:

1. Heart Disease
2. Cancer
3. Diabetes/Obesity

Appendix 1

PRIMARY DATA:

Community Health Needs Assessment Survey Results - Feedback

A Community Health Needs Assessment (CHNA Survey) was administered in January and February 2013 in Cumberland County. The CHNA Survey provided the community with an opportunity to provide feedback regarding health care-related concerns in their community. CHNA Surveys were placed in physician offices and clinics, various locations at Cape Fear Valley Medical Center, the Cumberland County Health Department, other locations, advertised in the newspaper, and administered both in paper copy and on the web through a link utilizing Survey Monkey. The CHNA Survey was administered in both English and Spanish (see Appendix 2 and 3). The information included below provides descriptive information on all questions/variables used in the CHNA Survey questionnaire. The variables/questions were cross-tabulated against the demographic questions/variables namely gender, age, and race and indicates lack of variation.

The results of the CHNA Survey are illustrated through the use of graphs in this Appendix.

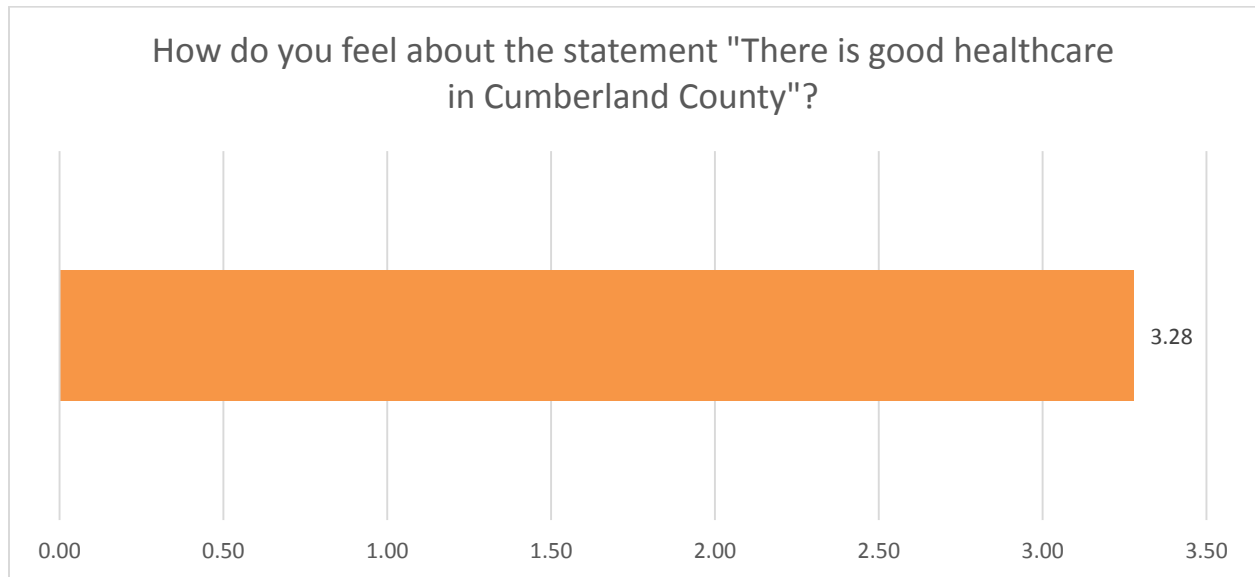
Quality of Life

The Community Health Needs Assessment (CHNA) submitted by respondents asked a series of questions based on the respondent's opinion of the quality of life in their community, the current status of healthcare within their community, and how they view the safety of their community within Cumberland County.

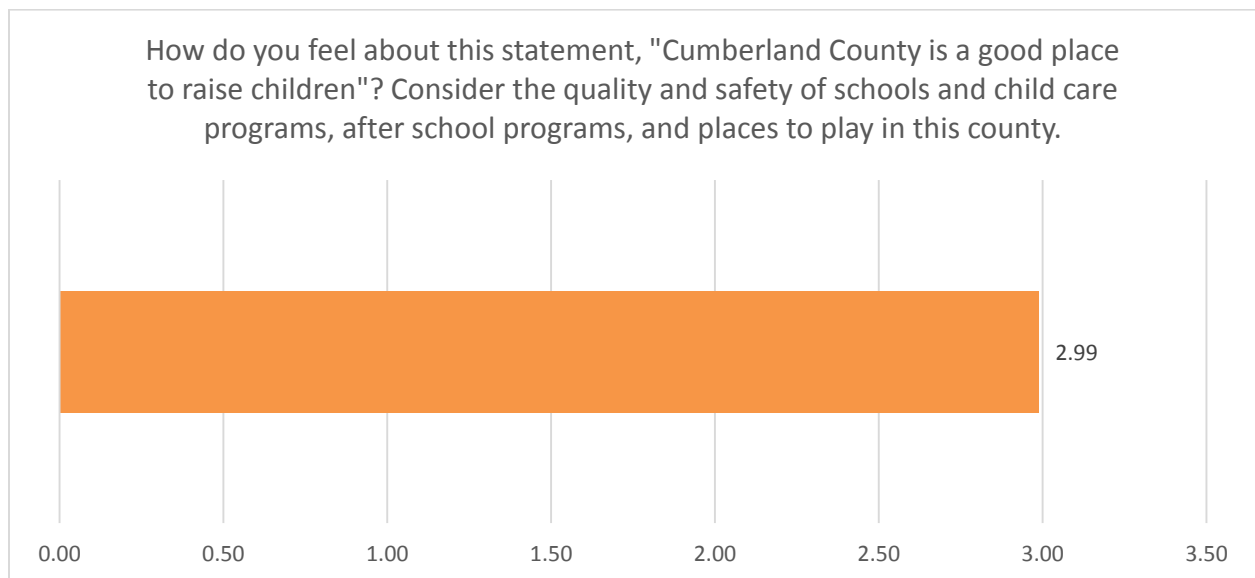
For all answers in this section, respondents were asked whether they strongly disagreed, disagreed, neutral, agreed or strongly agreed with each statement. The answers were given a numerical value beginning with 1(strongly disagree) ranging up to 5 (strongly agree). The following graph shows respondents opinion about healthcare in Cumberland County. An average score of 3.28/5.0 was given based on 1,028 responses. Resulting in a "Neutral" but positive result. 40.6% of respondents agreed with the statement "there is good healthcare in Cumberland County".

- Strongly Disagree (1) – 60, 5.8%
- Disagree (2) – 177, 17.2%
- Neutral (3) – 288, 28.0%
- Agree (4) – 417, 40.6%
- Strongly Agree (5) – 86, 8.4%

Appendix 1
PRIMARY DATA:
Community Health Needs Assessment Survey Results – Feedback



The following chart shows the respondents opinion of Cumberland County being a safe place to raise children. 1,028 responses were calculated and 30.3% of respondents had a neutral opinion of Cumberland County. Only 35.7% agreed or strongly agreed that the community was good for raising children.

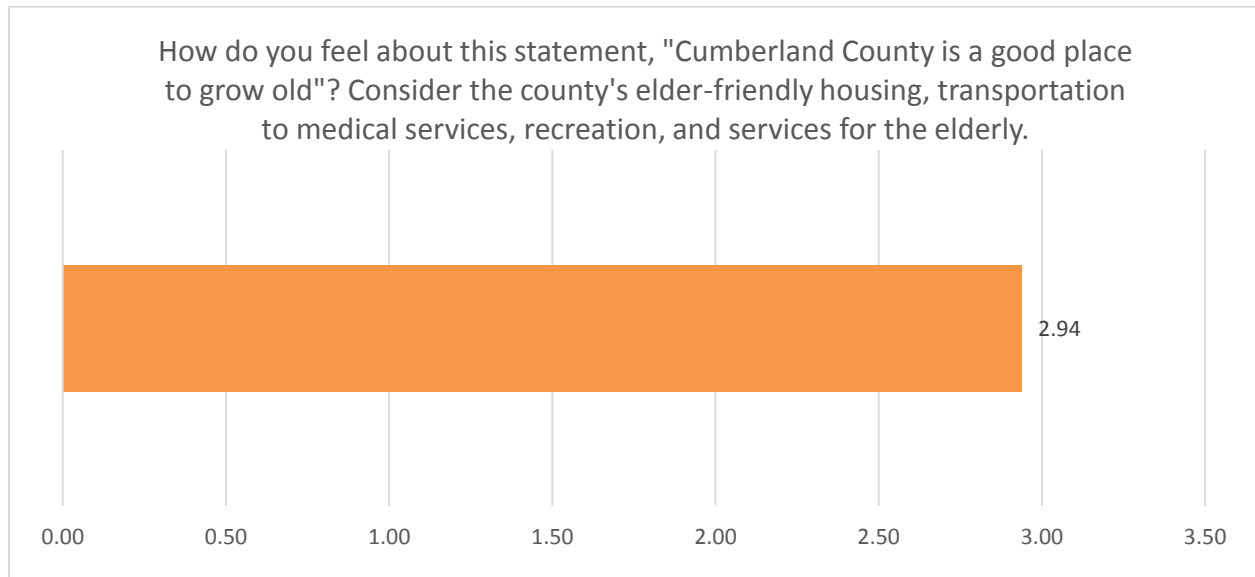


When asked for their opinion on whether Cumberland County is a good place to grow old, 1,023 respondents answered 332 (32.5%) agreed or strongly agreed, 322 (31.5%) were neutral in their opinion, and 378 (36.0%) of people disagreed. The results calculated indicated a score of 2.94/5.0 for Cumberland County.

Appendix 1

PRIMARY DATA:

Community Health Needs Assessment Survey Results – Feedback



The following chart indicates the results of respondent's opinion on economic growth in Cumberland County.

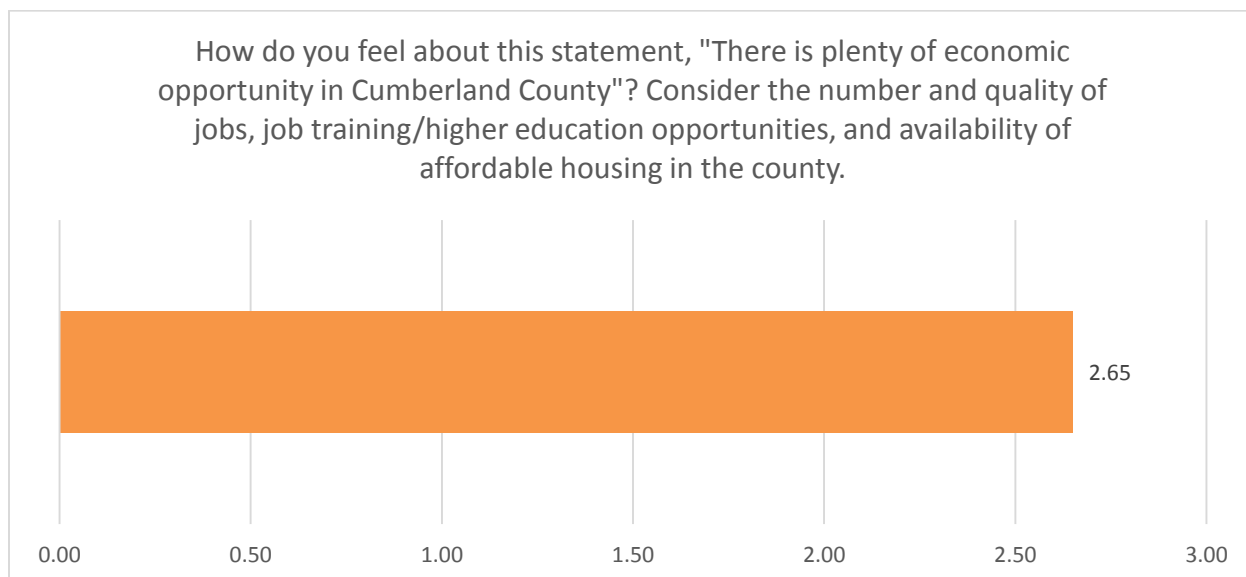
- Strongly Disagree – 122 (11.8%)
- Disagree – 392 (38.2%)
- Neutral – 271 (26.5%)
- Agree – 211 (20.5%)
- Strongly Agree – 31 (3.0%)

The overall result was a 2.65/5.0 for the 1,027 responses received.

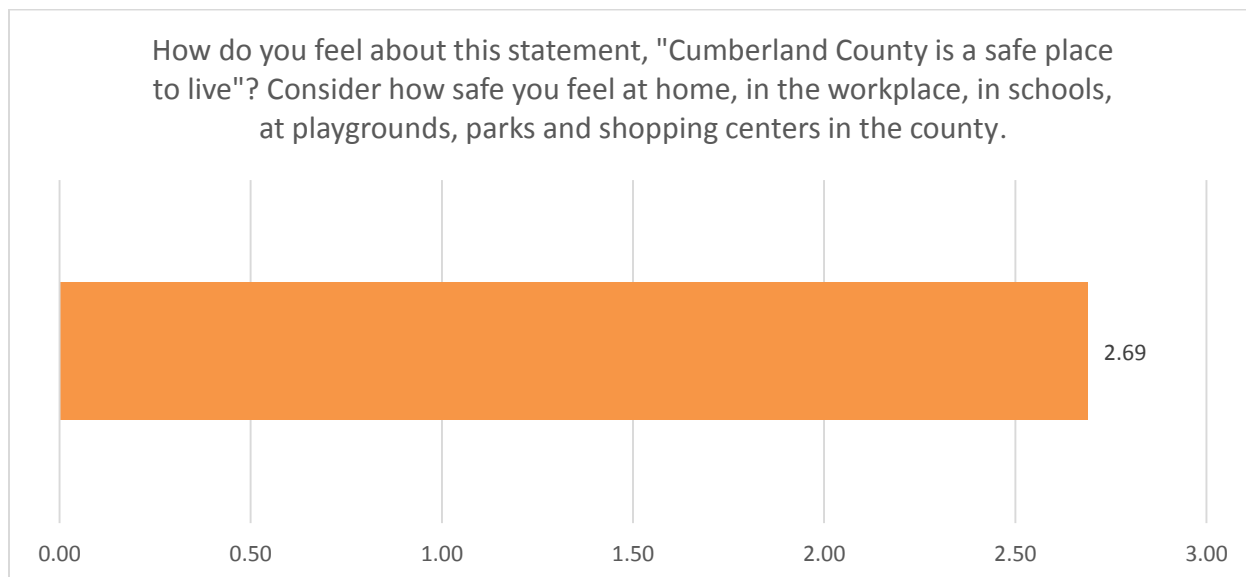
Appendix 1

PRIMARY DATA:

Community Health Needs Assessment Survey Results – Feedback



The chart below depicts the overall opinion of respondents when asked “Cumberland County is a safe place to live”, 1,027 respondents answered, and 257 (25.1%) agreed or strongly agreed, giving the result of 2.69 out of a possible 5.0.



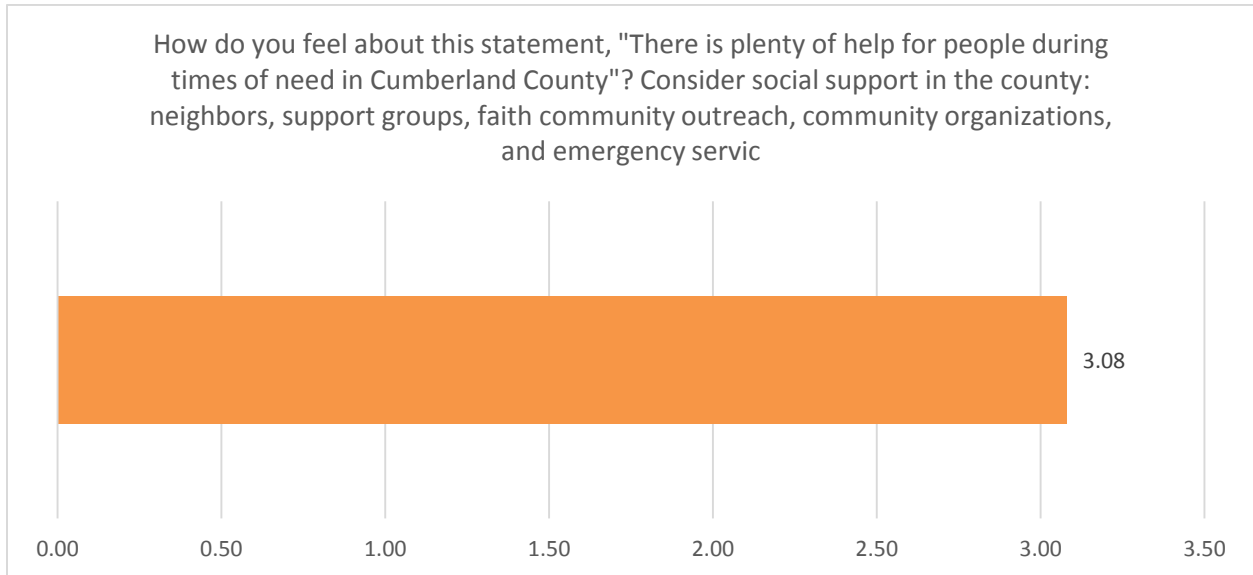
The final question of the survey regarding “Quality of life” is represented below. 1,027 respondents answered and 406 (39.5%) agreed or strongly agreed that Cumberland County provides plenty of help to people in times of need. According to the results the

Appendix 1

PRIMARY DATA:

Community Health Needs Assessment Survey Results – Feedback

respondent's opinion is neutral to positive, and the graph below indicates the results were 3.08 out of a possible 5.0.



When examined overall, most folks were neutral when it came to the quality of life in Cumberland County. With answers ranging from 2.65 to 3.28 on the variety of topics respondents were asked.

Community Improvement

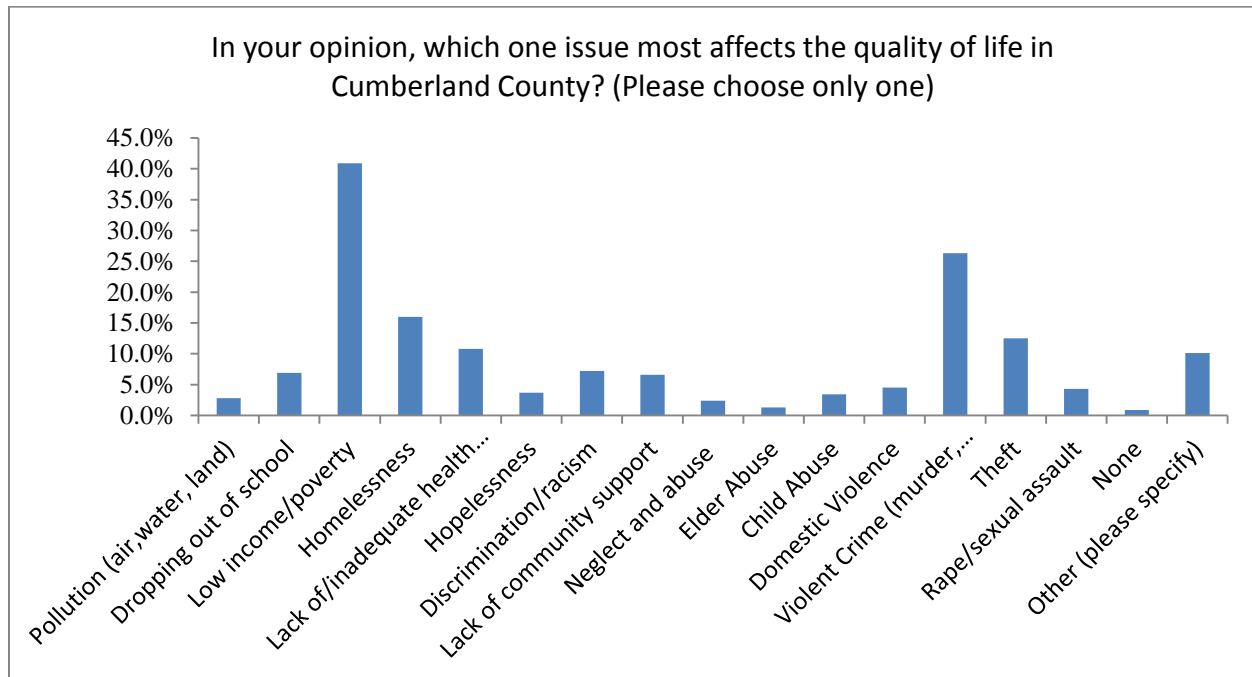
The following two charts show respondent's opinion of circumstances affecting the quality of life in Cumberland County, and the areas in need of improvement according to survey results.

When asked what issue most affected the quality of life in Cumberland County, 1,004 respondents answered. The most prevalent concern for quality of life amongst respondents was poverty with 40.9% followed by violent crime at 26.3%.

Appendix 1

PRIMARY DATA:

Community Health Needs Assessment Survey Results – Feedback

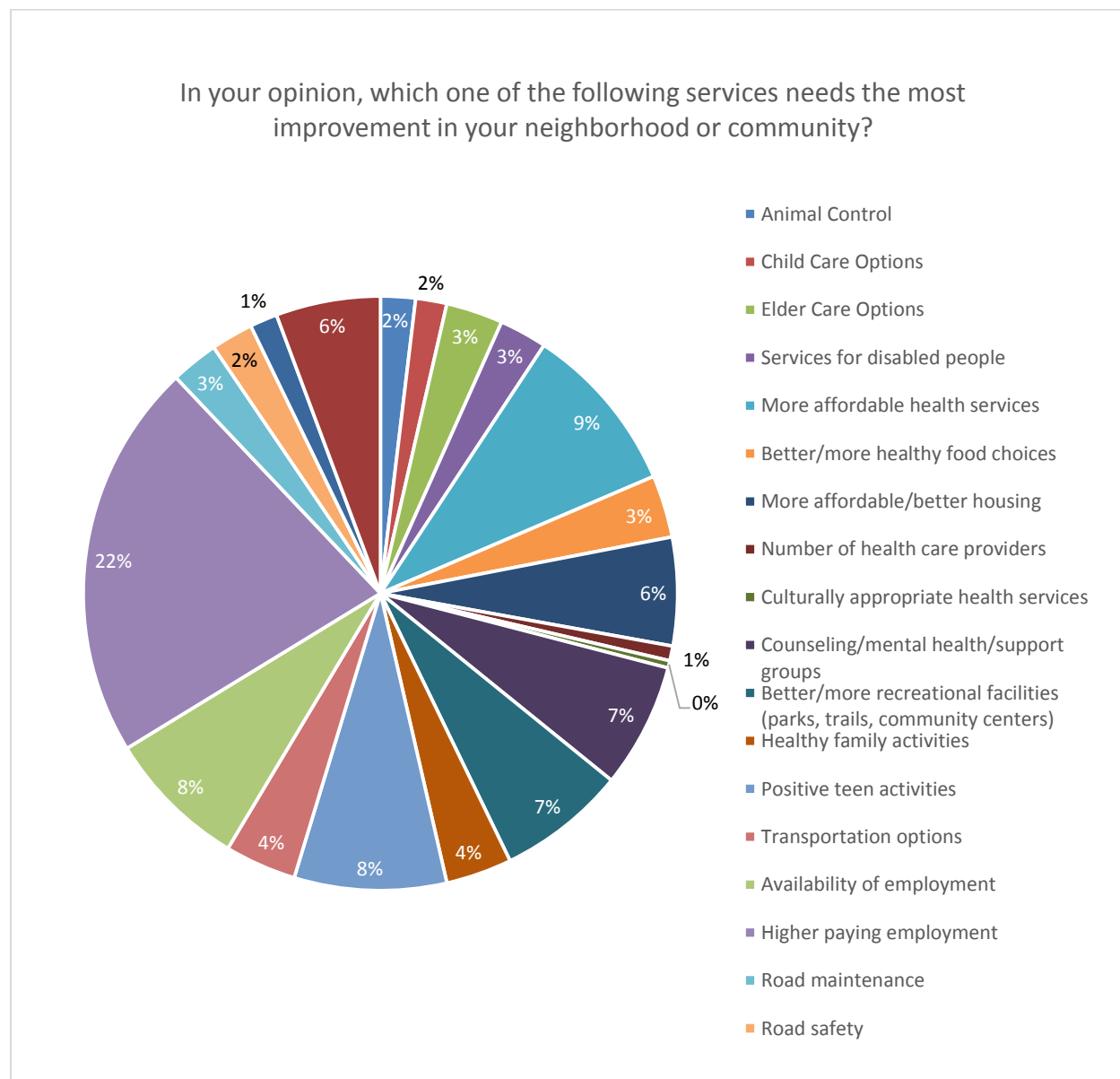


The second question under community improvement revolved around service improvement, specifically what areas were most in need of improvement within Cumberland County. Out of the 1,003 respondents who answered the question, 21.7% stated that higher paying employment was the area of greatest improvement in Cumberland County. The need for more affordable health services in Cumberland County was the second highest selection with 9.3% of survey respondents. The chart below will show the other areas the respondents felt were in need of improvement within the community.

Appendix 1

PRIMARY DATA:

Community Health Needs Assessment Survey Results – Feedback



Health Information

The next series of charts and diagrams was associated with health information, how it is obtained, and what respondent's view as important topics within the community, and what they would like to receive more information on in the future.

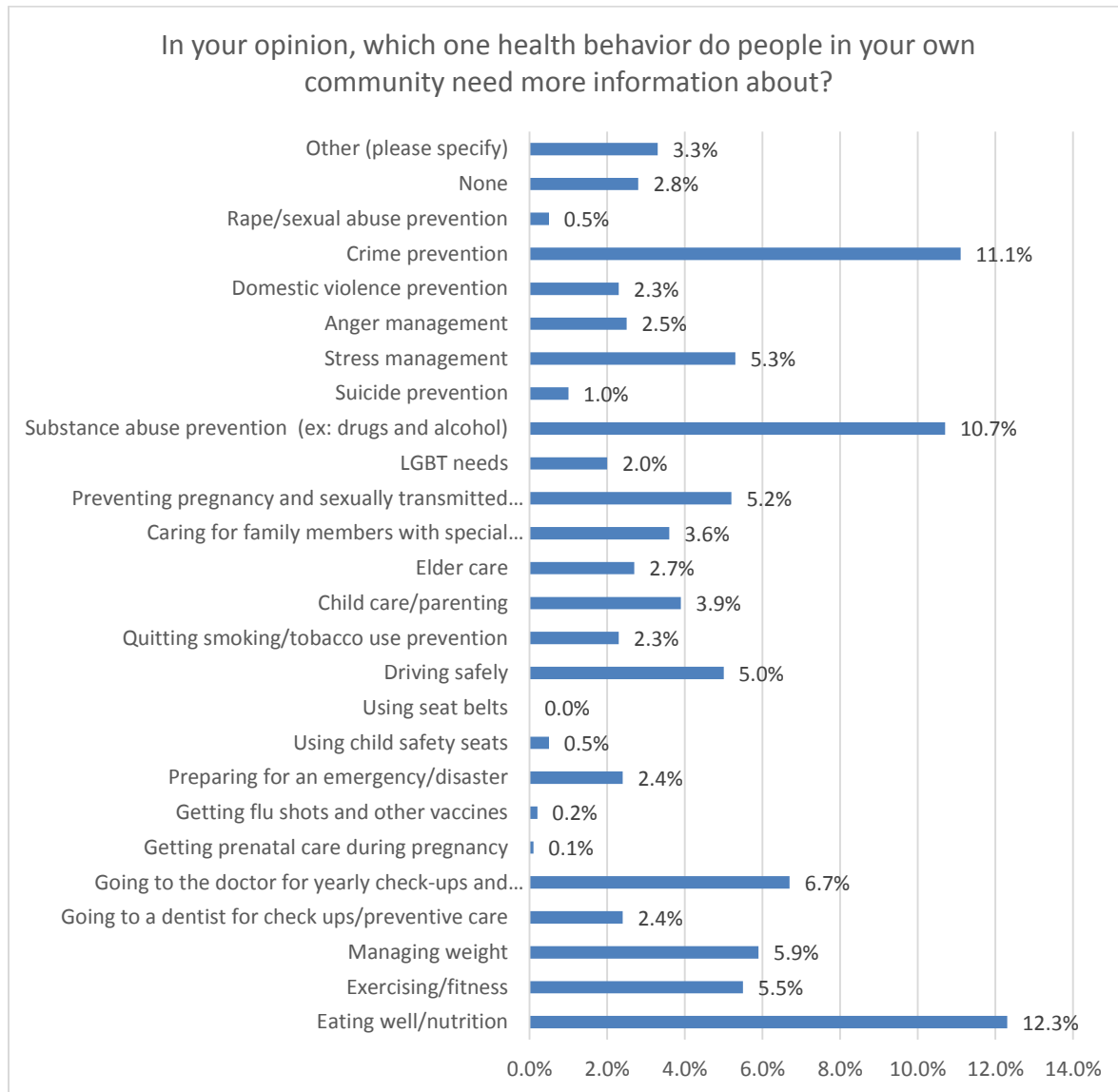
The first graph in the series depicts respondent's opinion on what health information and behavior should be made more available to the community. According to the data collected from 977 respondents, Eating Well/Nutrition ranked highest with 12.3% (120)

Appendix 1

PRIMARY DATA:

Community Health Needs Assessment Survey Results – Feedback

of the respondents finding this to be the most important, crime prevention was ranked at 11.1% (108), and substance abuse prevention was third highest with 10.7% (105) of respondent's stating this was an important subject within the community.

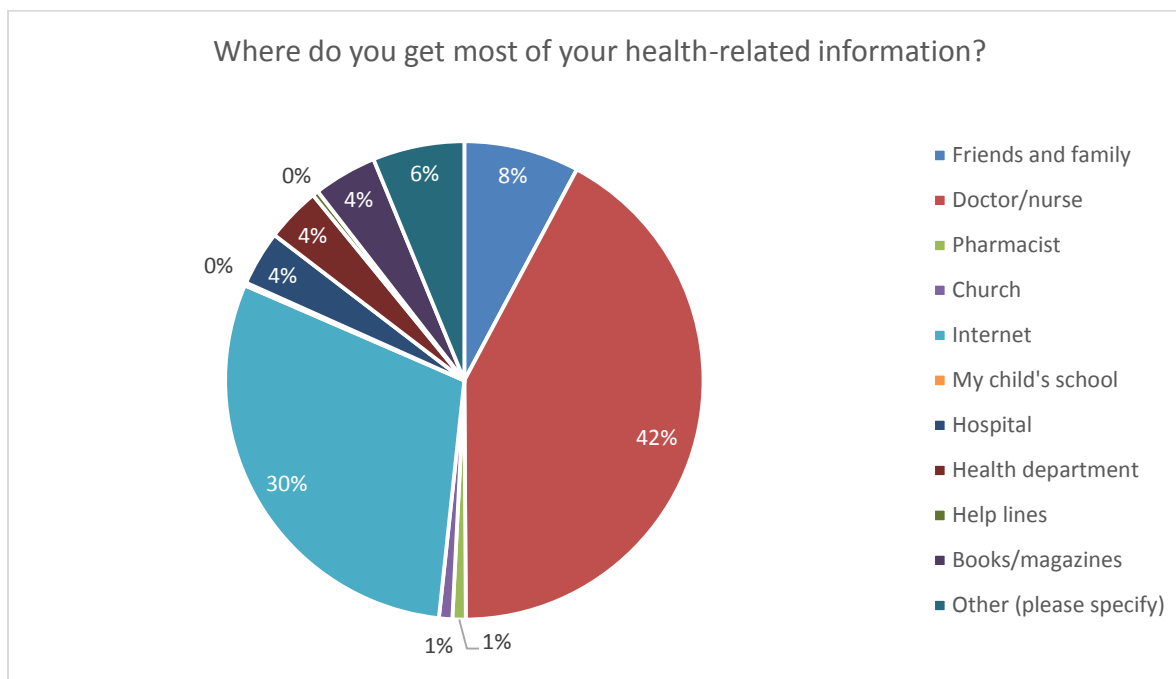


The following pie chart illustrates when respondents were asked where they obtain their health related information. 979 answered the question and 42.1% if the people who responded stated they receive most of their health related information, the internet completed the top two with 29.8% of respondent's stating they use internet access to obtain healthcare information.

Appendix 1

PRIMARY DATA:

Community Health Needs Assessment Survey Results – Feedback



When asked about what health topic or disease they would like to learn more about, a theme developed among the 430 responses we received. Diabetic Health & Nutrition, Nutrition & Fitness, plus Weight Management & Obesity were among the most common responses we received. Cumberland County residents are searching for information about basic wellness. Also ranking amongst the most popular were Heart Disease and Heart Health, Mental Health, and Cancer. Heart Disease and Cancer have the highest mortality rates in Cumberland County. The table below tallies the responses by health issue/disease topic

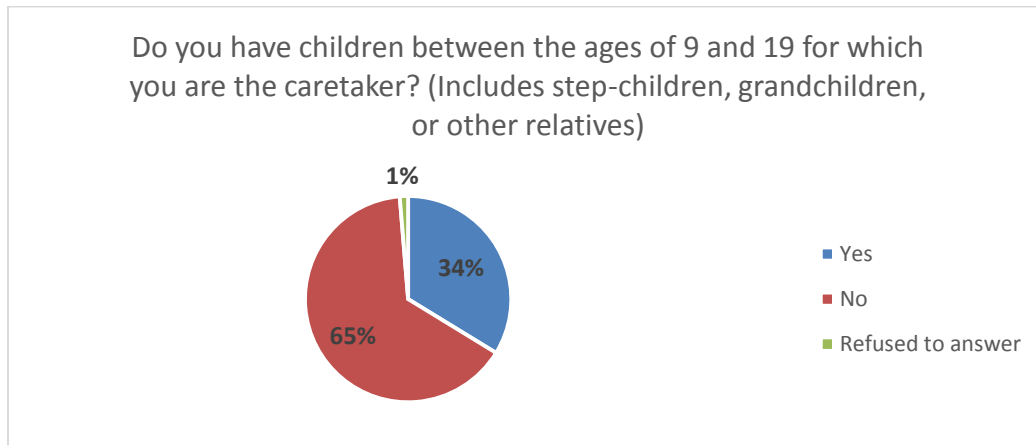
Ranking	Health Information Interests	Total
1	Diabetic Health/ Nutrition	76
2	Heart Disease/ Heart Health	58
3	Mental Health	56
4	Nutrition and Fitness	48
5	Cancer	37
6	Weight Management/ Obesity	32
7	Sexual health/ STD's	23
8	Alcohol/ Substance Abuse	14
9	Women's Health/ Fertility	14
10	Bone/ Joint health	12
11	No Response/ Refused to Answer	45
12	Other	151

Appendix 1

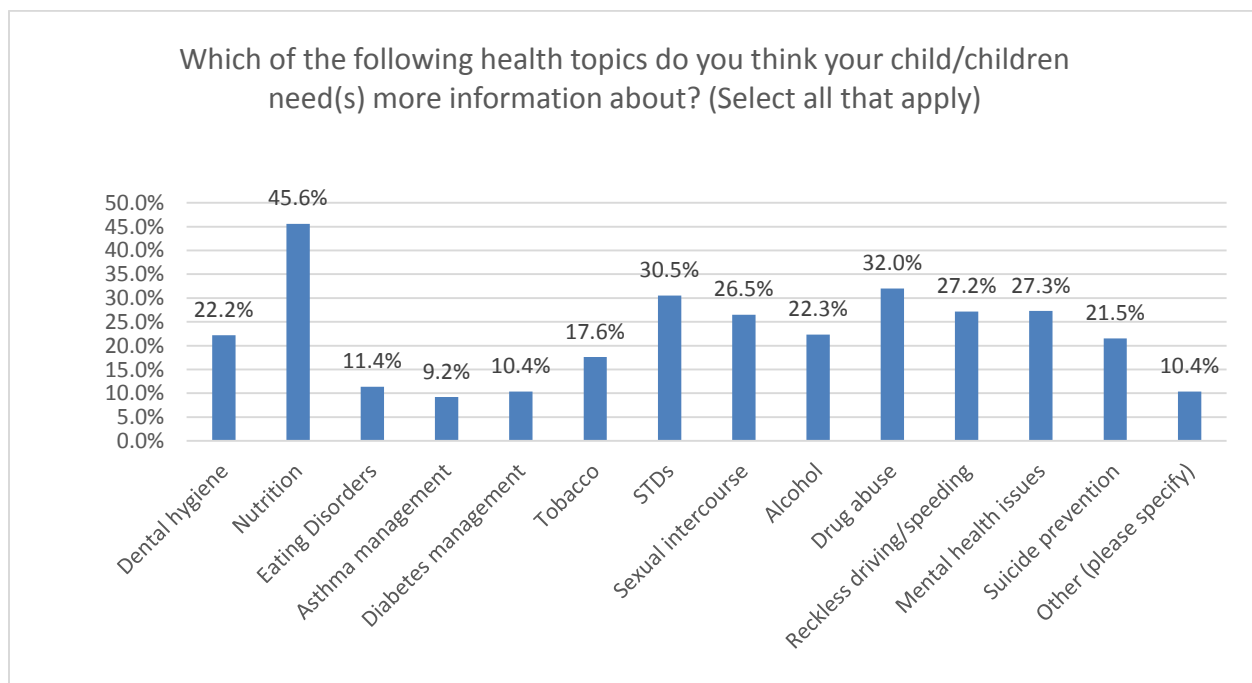
PRIMARY DATA:

Community Health Needs Assessment Survey Results – Feedback

The next two charts discuss children in Cumberland County. The first chart discusses children age 9-19 which the respondents are the caretaker for. 65% of the people surveyed reported they did not have children in their care while only 34% of respondents said that they did.



The second chart discusses the health information respondents would like to see more available to their children. 699 surveyors answered this question and 45.6% of the respondents showed desire for more nutrition information for children, while 57% wanted to see more information about sexual intercourse and STDs provided to their children.



Appendix 1

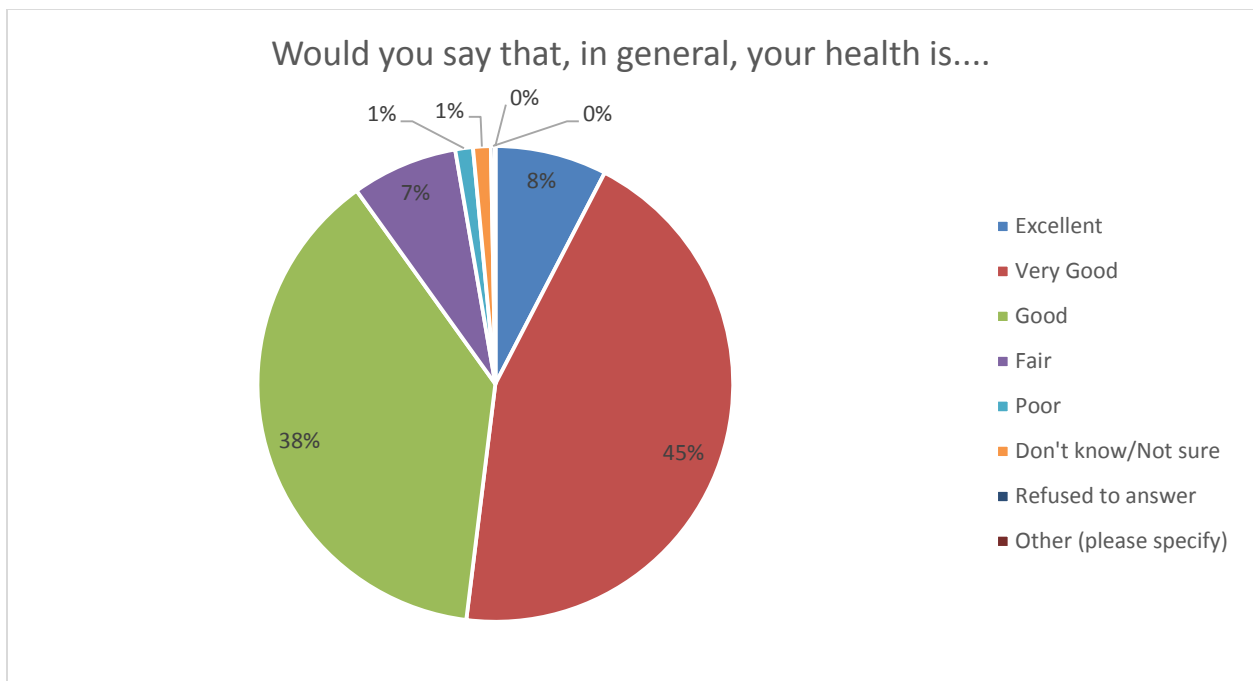
PRIMARY DATA:

Community Health Needs Assessment Survey Results – Feedback

Personal Health

The CHNA is primarily centered on personal health in Cumberland County. A majority of the questionnaire consisted of questions designed to gain a basic idea of the health of the individuals living in Cumberland County.

When looking at the following chart you can see that 91% of the individuals surveyed considered themselves in good to excellent health, while only 8% rated themselves from fair to poor.

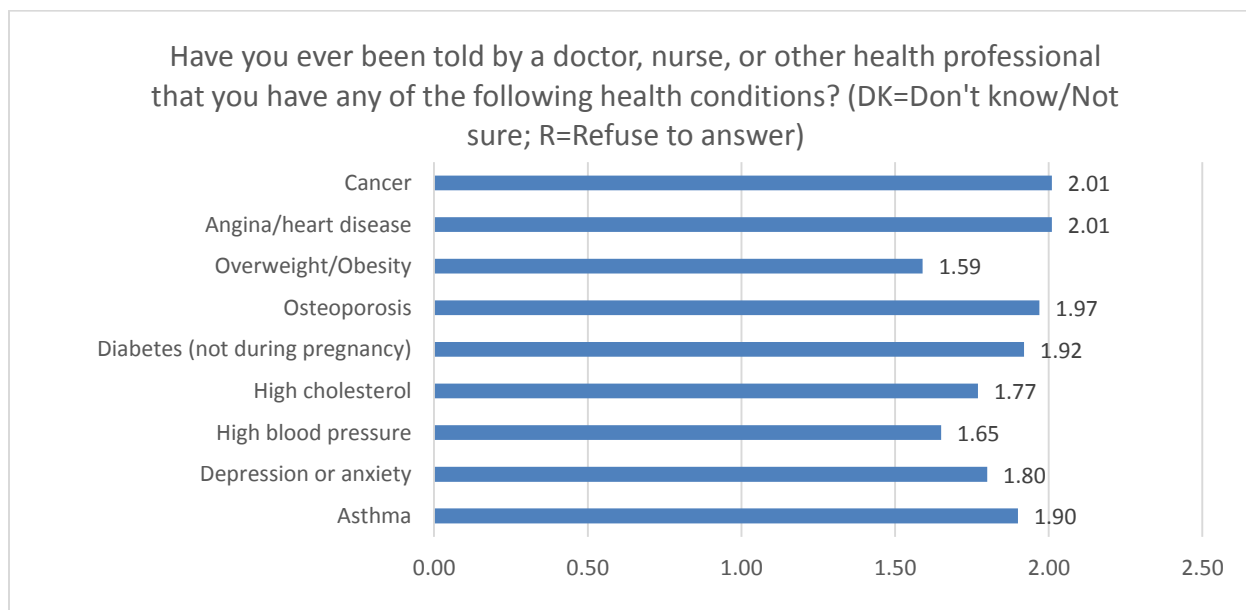


Individuals surveyed were asked if they had ever been told by a doctor or health care professional if they had suffered from or had had any of the conditions listed in the chart below. The options were Yes, No, Don't Know or Refuse to Answer. Each answer was given a corresponding number 1-4, with 1 being yes, 2 no, 3 don't know and 4 refuse to answer.

Appendix 1

PRIMARY DATA:

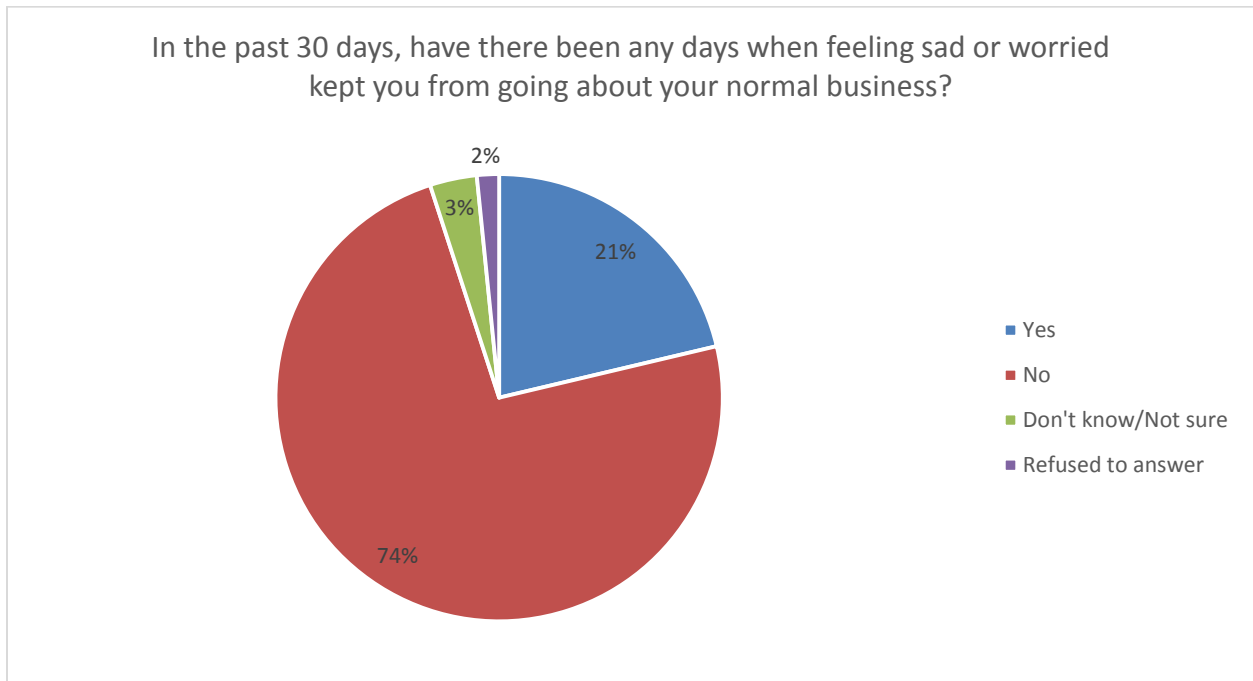
Community Health Needs Assessment Survey Results – Feedback



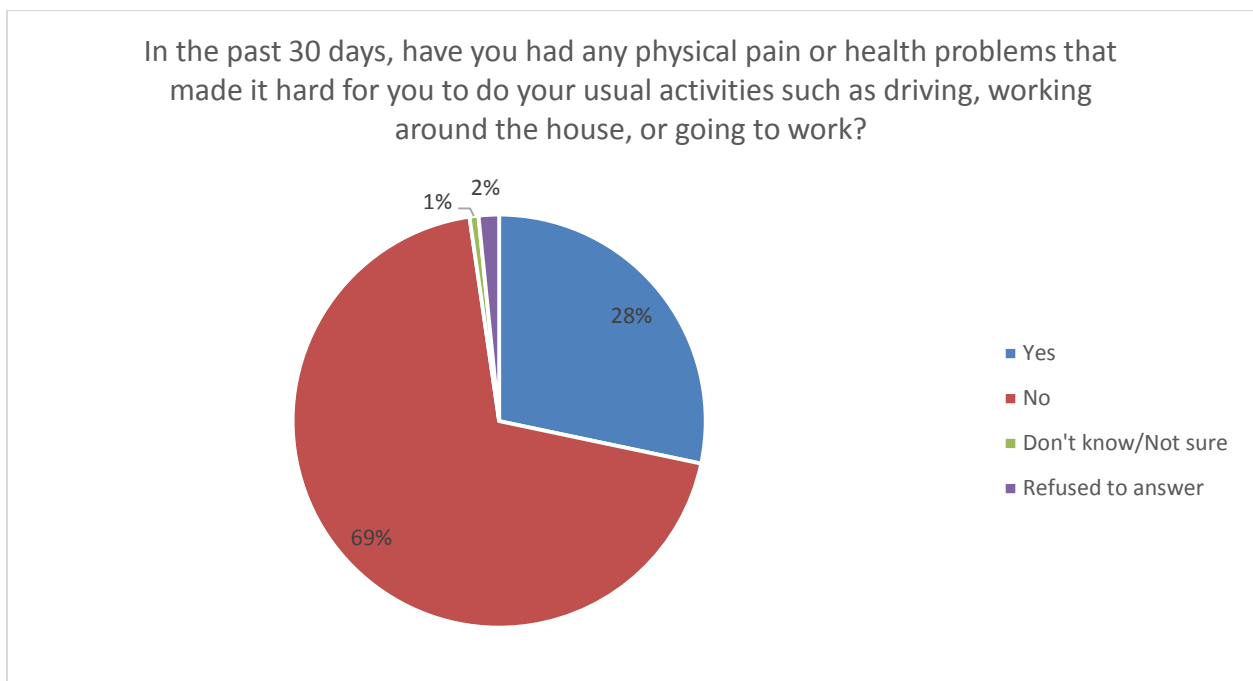
Of the 964 respondents who answered, 422 reported discussing overweight/obesity with their healthcare professional. High blood pressure had 363 positive responses, and 253 individuals reported discussing depression or anxiety.

We received 963 responses to the following question: “In the past 30 days have there been any days when feeling sad or worried kept you from going about your normal business?”. 205 respondents (21.3%) responded that they did in fact suffer from these feelings. Only 48 (5%) of the individuals questioned did not know or refused to answer.

Appendix 1
PRIMARY DATA:
Community Health Needs Assessment Survey Results – Feedback



The following pie chart illustrates the number of individuals surveyed who reported having pain or health problems preventing them from performing activities. 28% of the 967 respondents reported having some form of pain or health complication preventing them from performing routine activities.

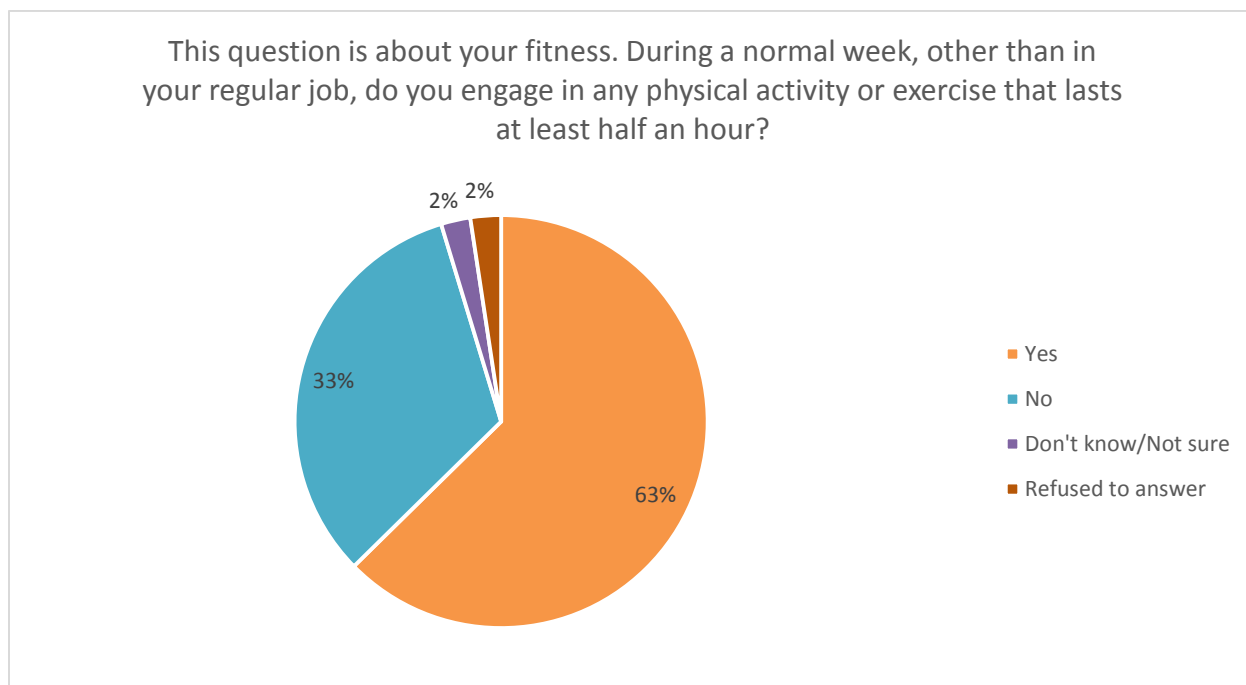


Appendix 1

PRIMARY DATA:

Community Health Needs Assessment Survey Results – Feedback

With regards to fitness, 63% of respondent's reported performing physical activity and exercise during a normal week.



Of the positive responses in the table above, 505 reported performing physical activity for at least 1 day per week. More than half of that number exercise more than three days per week.

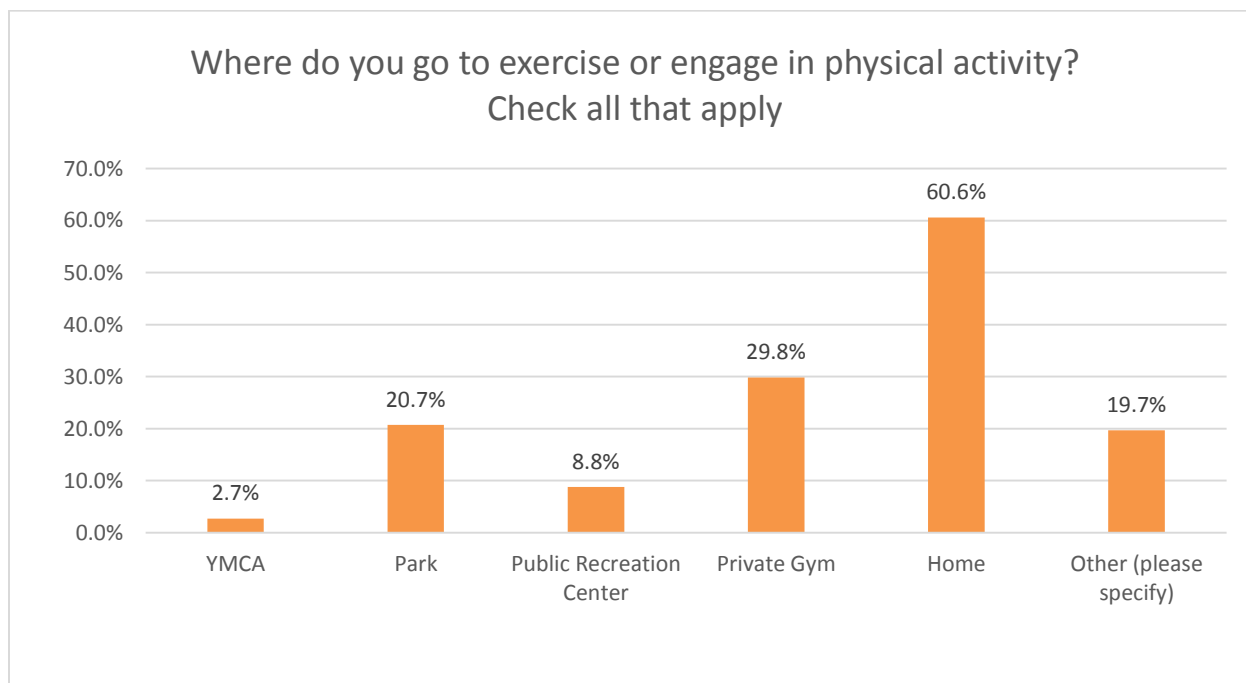
No.	Number of days per week fitness and exercise are performed.	Total number of respondents
1	Did not specify/ Refused to answer.	81
2	Performed exercise 0-3 days per week on average.	262
3	Performed exercise 3-5 days per week on average.	163
4	Performed exercise 5 or more days per week on average.	80
5	Other.	17

A majority of respondents 60.6% (470) reported performing their physical fitness at home, while 29.5% (229) of individuals reported performing physical fitness at a public park or recreation center. Private gyms or YMCA was a popular choice as well with 32.5% (252) of responses.

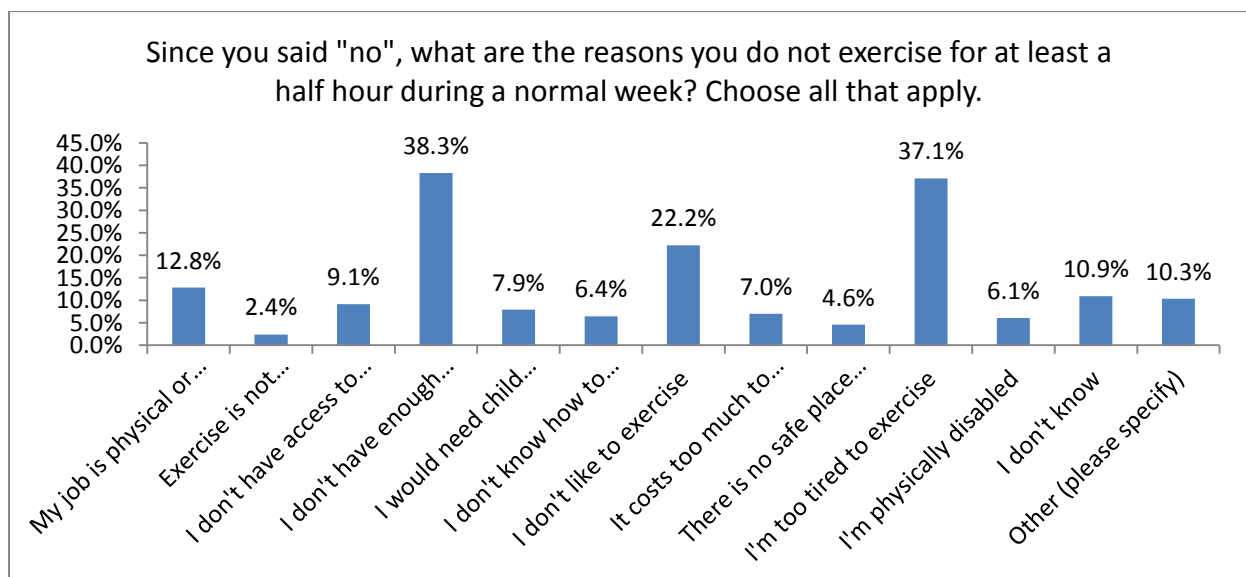
Appendix 1

PRIMARY DATA:

Community Health Needs Assessment Survey Results – Feedback



The graph below illustrates the reason why respondents who do not engage in regular physical activity or exercise. The two most common reasons were lack of time or too tired to exercise.



The following table shows the average number of cups of fruit and vegetables eaten weakly by the respondents. 932 individuals answered the survey question and the numbers have been broken down in the table based on individual response.

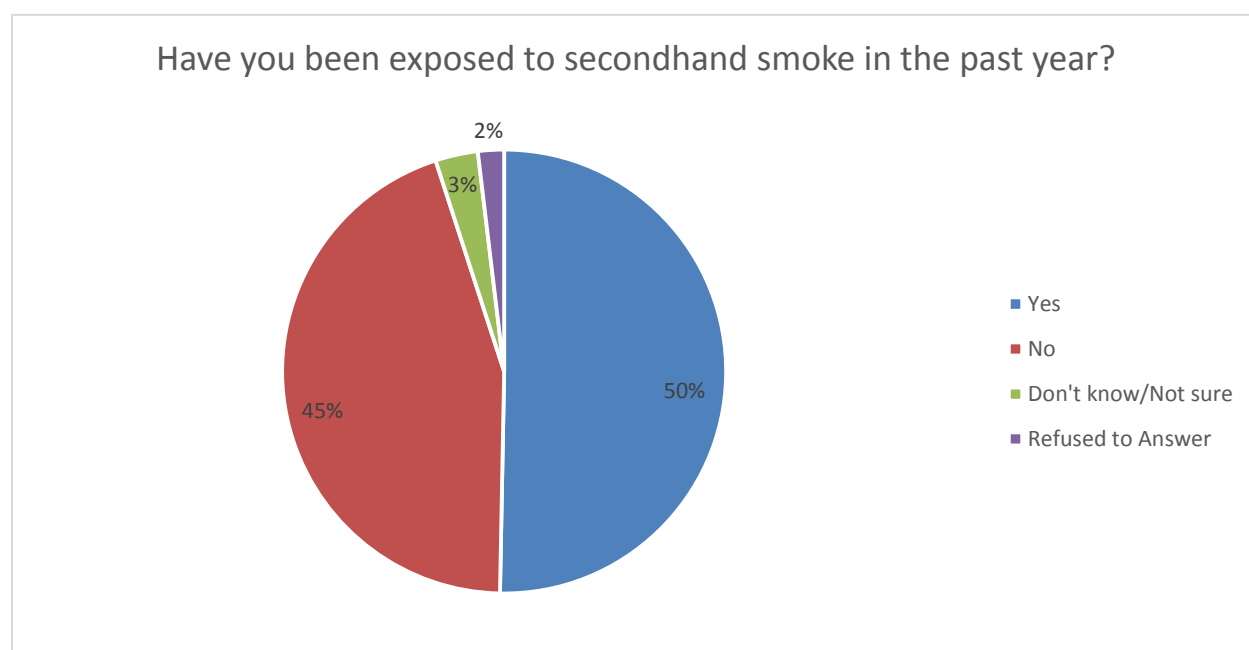
Appendix 1

PRIMARY DATA:

Community Health Needs Assessment Survey Results – Feedback

Intake Frequency	Fruit per Week	Vegetables per Week	100% Juice per Week
None/ Refused To Answer	132	174	366
1-3 Cups per Week	303	251	227
4-7 Cups per Week	283	352	101
8+ Cups per Week	129	179	19

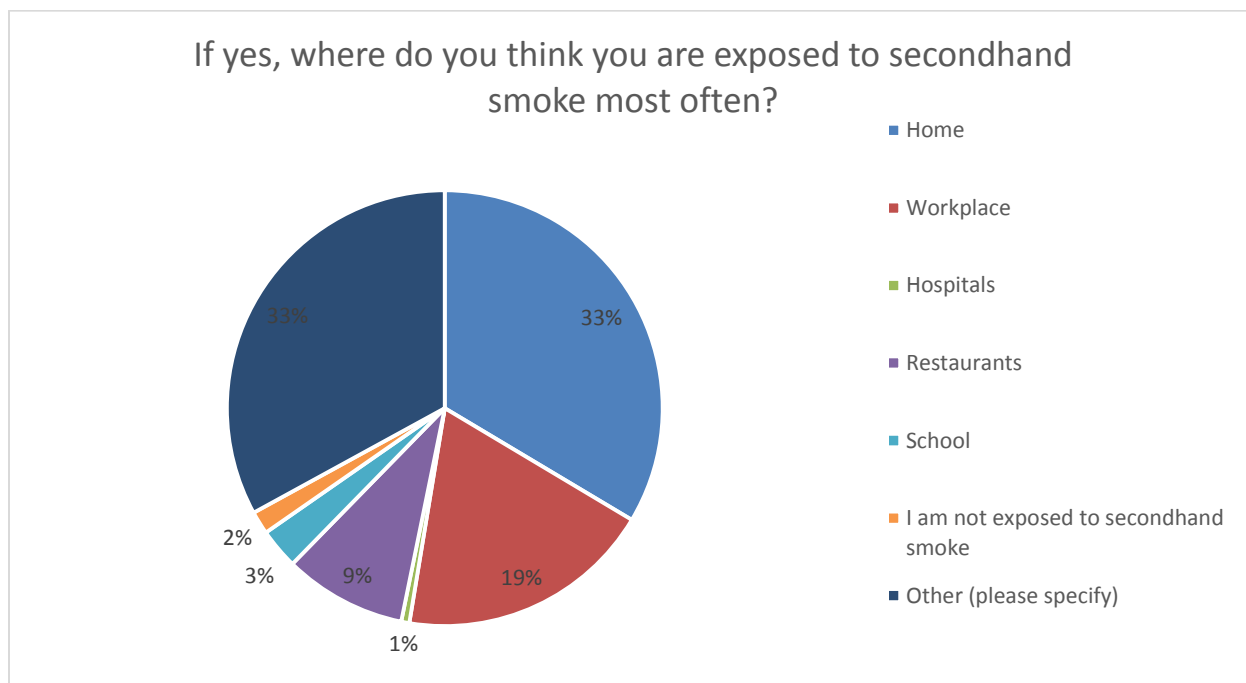
The charts below highlight the number of respondents who reported being exposed to second hand smoke and where the exposure occurred most often. 50.3% (472) of the individuals surveyed expressed that they have been exposed to second hand smoke in the past year, and 52.5% (243) of individuals reported their exposure was primarily at work or at home. 12.7% (59) individuals reported exposure occurred at Hospitals, restaurants, or at school.



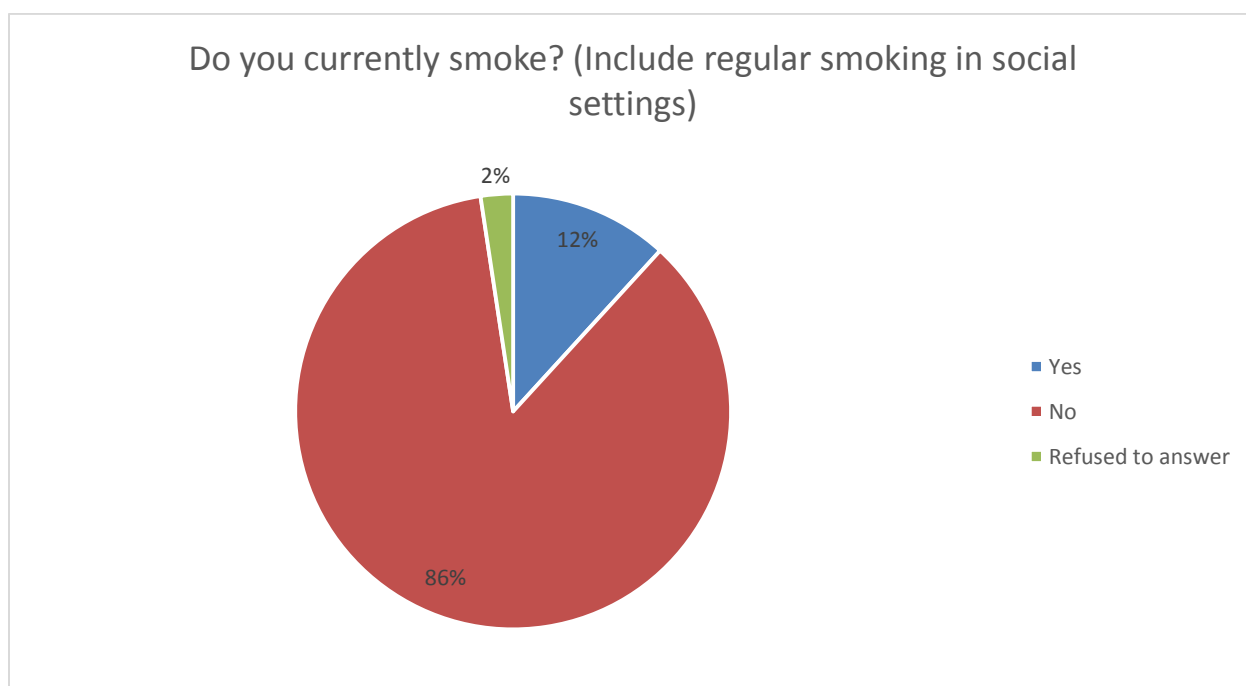
Appendix 1

PRIMARY DATA:

Community Health Needs Assessment Survey Results – Feedback



The following chart depicts data collected from respondents on their tobacco use. Of the 935 respondents, 11.8% (110) confirmed that they did in fact smoke tobacco products. These results indicate a decrease by 1.0% of tobacco users from the last CHNA survey completed.

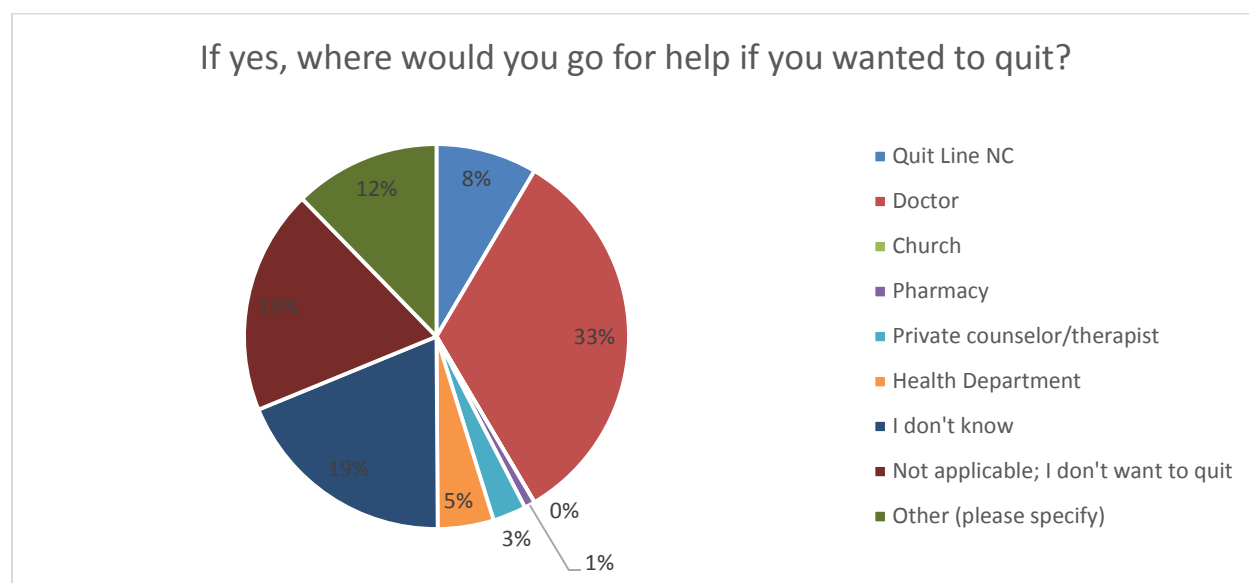


Appendix 1

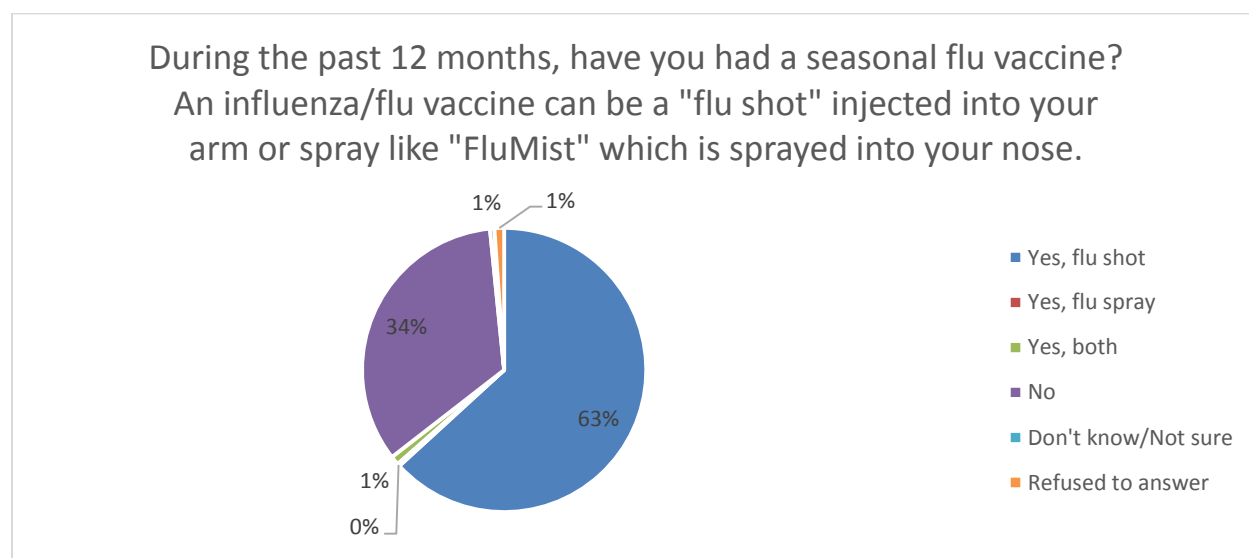
PRIMARY DATA:

Community Health Needs Assessment Survey Results – Feedback

For the respondents who reported using tobacco, (33.0%) stated that they would seek out their doctor to help quit smoking, while 18.9% of respondents said the question was not applicable or that they did not want to quit. Only 8% of respondents would use Quit Line NC, which is a state run program revolving around tobacco cessation.



On the topic of seasonal vaccines, 63% (591) of respondents reported receiving flu shot and less than 1.0% (3) reported receiving the flu spray. Comparing the data to the last CHNA survey, the percentage of people receiving the flu shot showed marginal change from the previous survey.



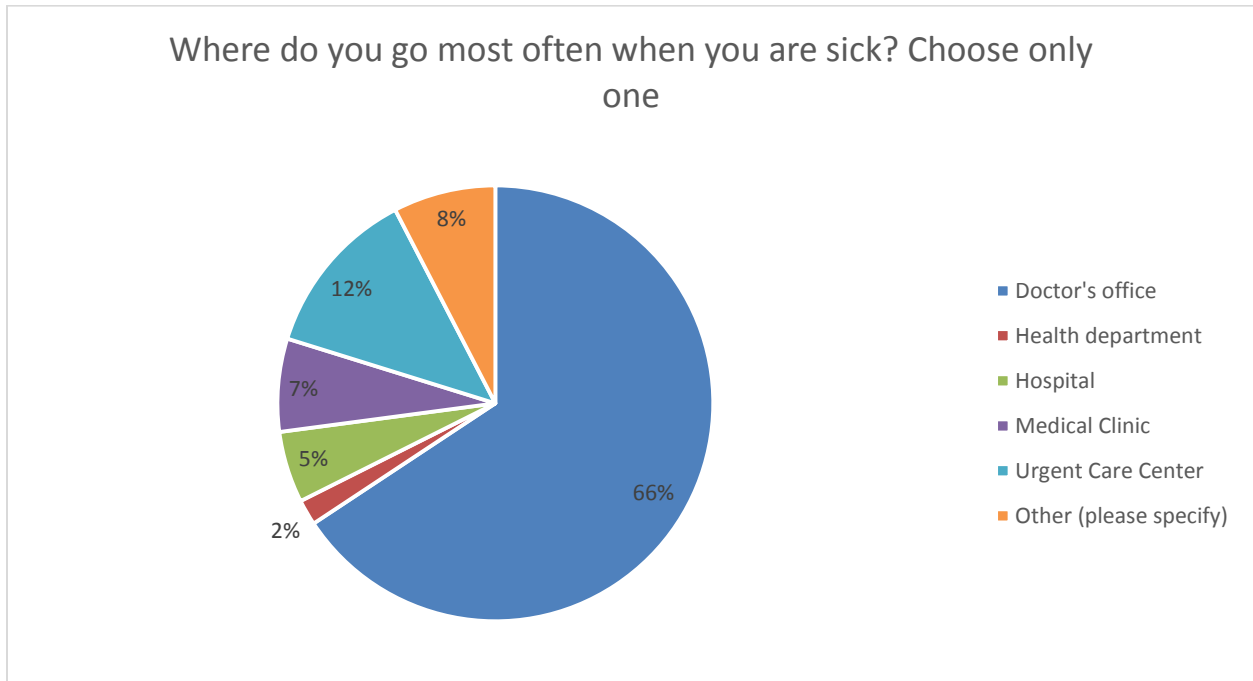
Appendix 1

PRIMARY DATA:

Community Health Needs Assessment Survey Results – Feedback

Access to care/Family Health

When asked where respondents go to receive care when they are sick a majority of the 935 individuals who answered (65.7%) stated that they would go to their local Doctor's office to receive treatment. While only 2% of individuals stated they would seek treatment at their Health Department.

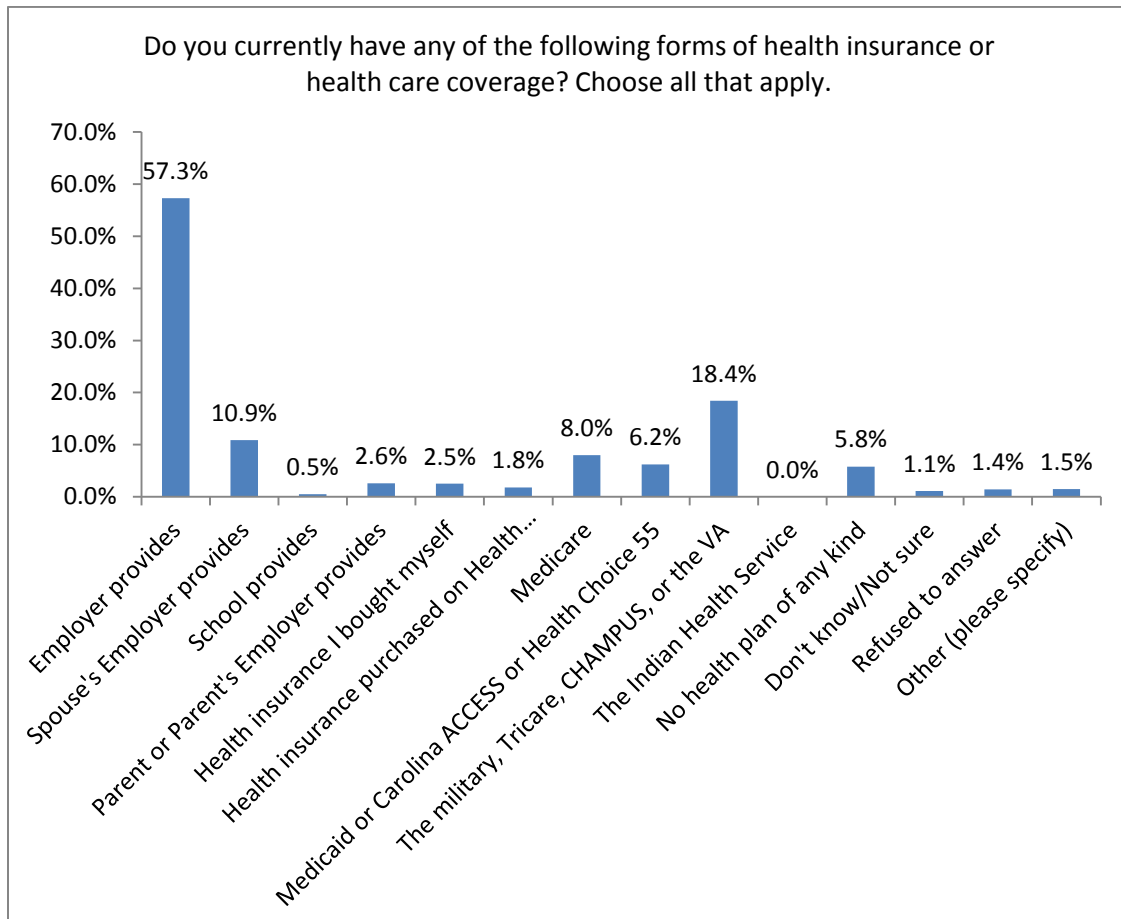


Appendix 1

PRIMARY DATA:

Community Health Needs Assessment Survey Results – Feedback

The topic of health insurance elicited 929 responses. The graph below illustrates the results regarding health insurance coverage.



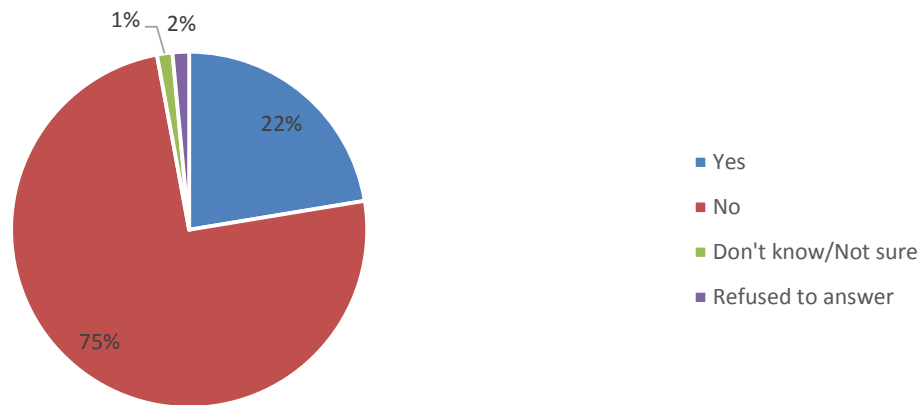
In the following chart, 22% of respondents reported having trouble getting access to healthcare for themselves or a family member.

Appendix 1

PRIMARY DATA:

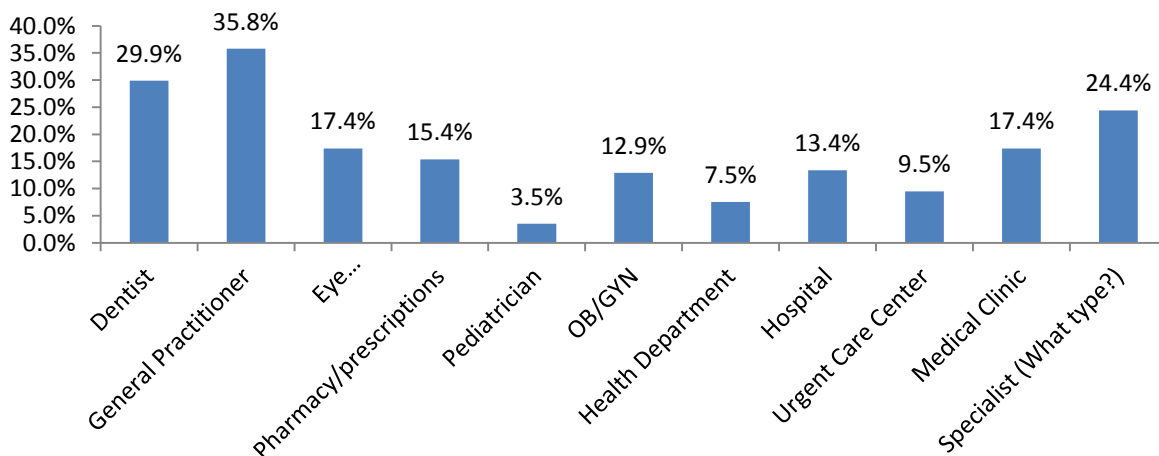
Community Health Needs Assessment Survey Results – Feedback

In the past 12 months, did you have a problem getting the health care you needed for you personally or for a family member from any type of health care provider, dentist, pharmacy, or other facility?



The most common response among respondents having trouble receiving care was for general practitioner (35.8%), with dentists a close second at 29.9%. The overall results are as follows.

Since you said "yes," what type of provider or facility did you or your family member have trouble getting health care from? Choose all that apply.

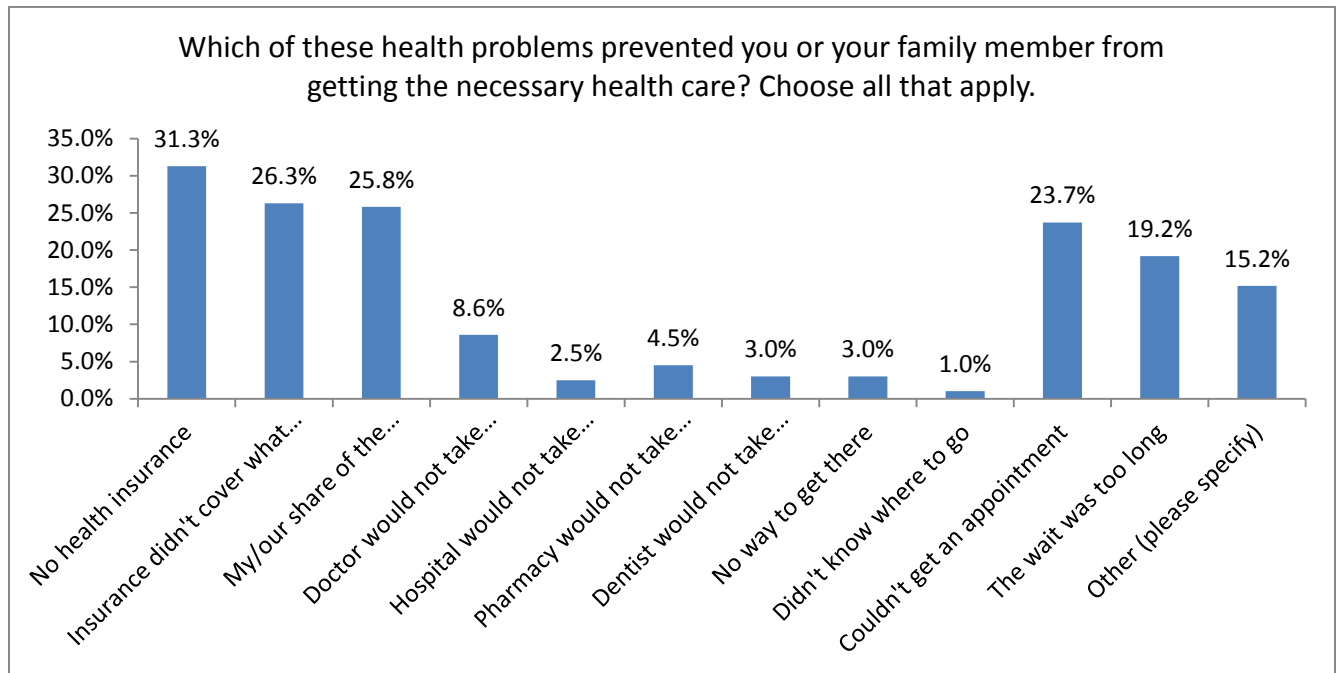


Appendix 1

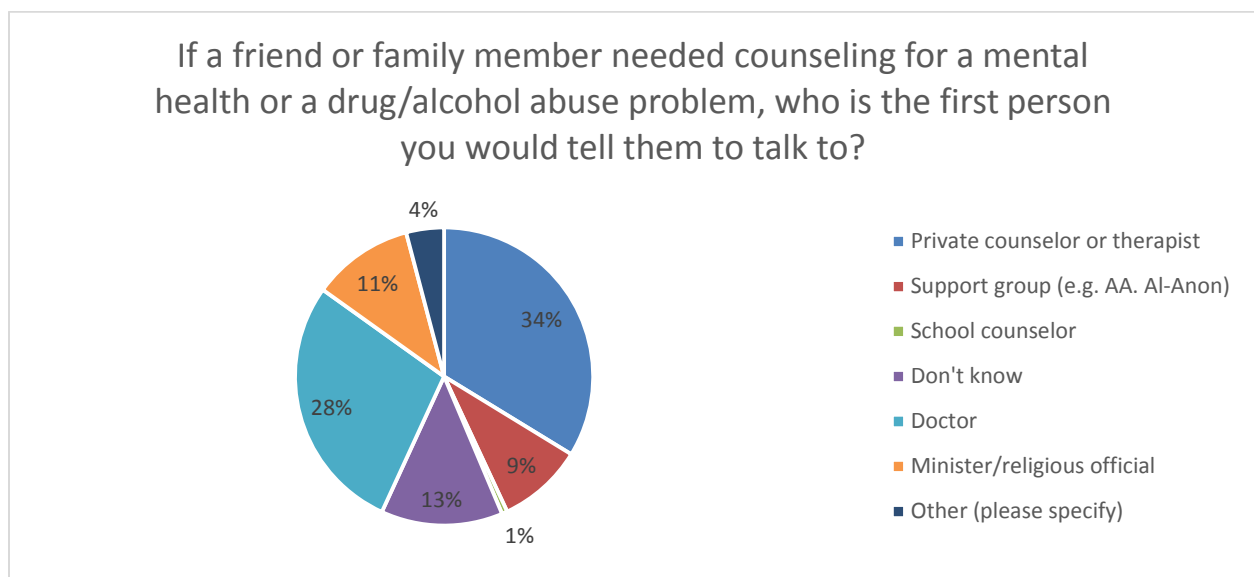
PRIMARY DATA:

Community Health Needs Assessment Survey Results – Feedback

The health problems reported by respondents that prevented either themselves or a family member from receiving care are listing in the following chart.



According to the following chart 34% of respondents stated they would recommend a friend or family member to a counselor or therapist. However, Doctor was the second highest with 28%.



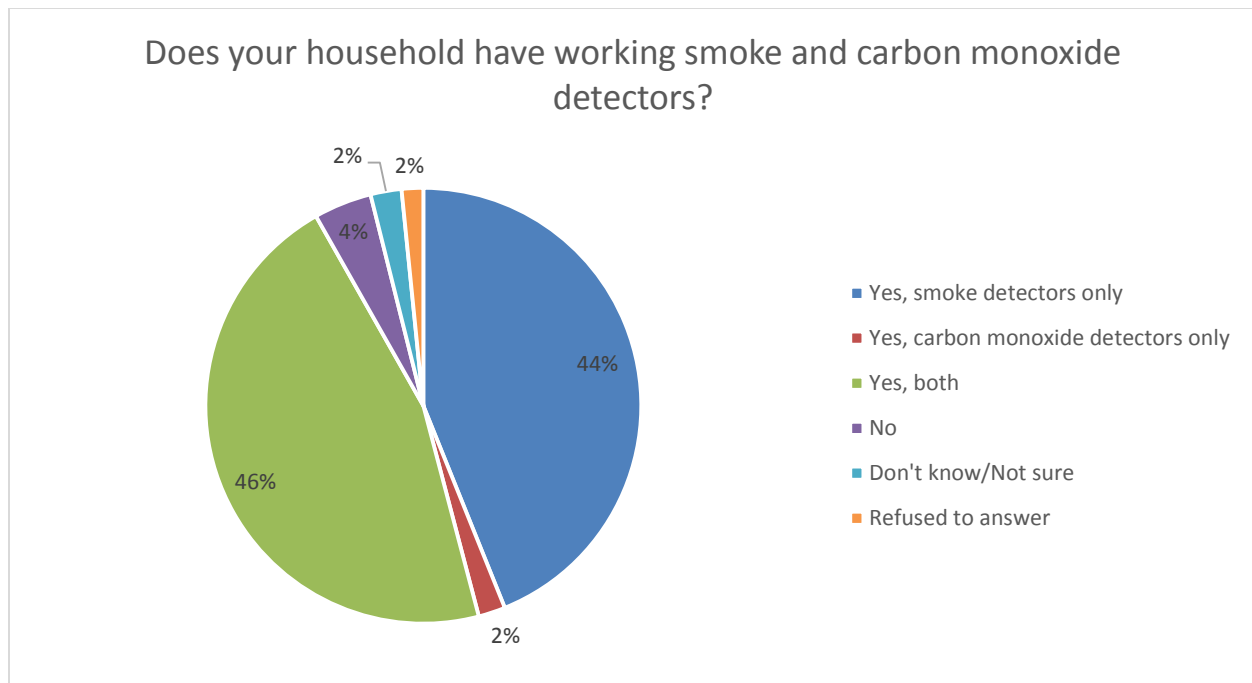
Appendix 1

PRIMARY DATA:

Community Health Needs Assessment Survey Results – Feedback

Emergency Preparedness

Emergency preparedness is an important topic for community health. 45.9% of respondents answered that they had both a carbon monoxide and smoke detectors in their home, while only 43.9% stated having only a smoke detector. 91.8% of individuals use some sort of smoke or gas detection device in their home, leaving only 8.2% of individuals unsure or refusing to answer.

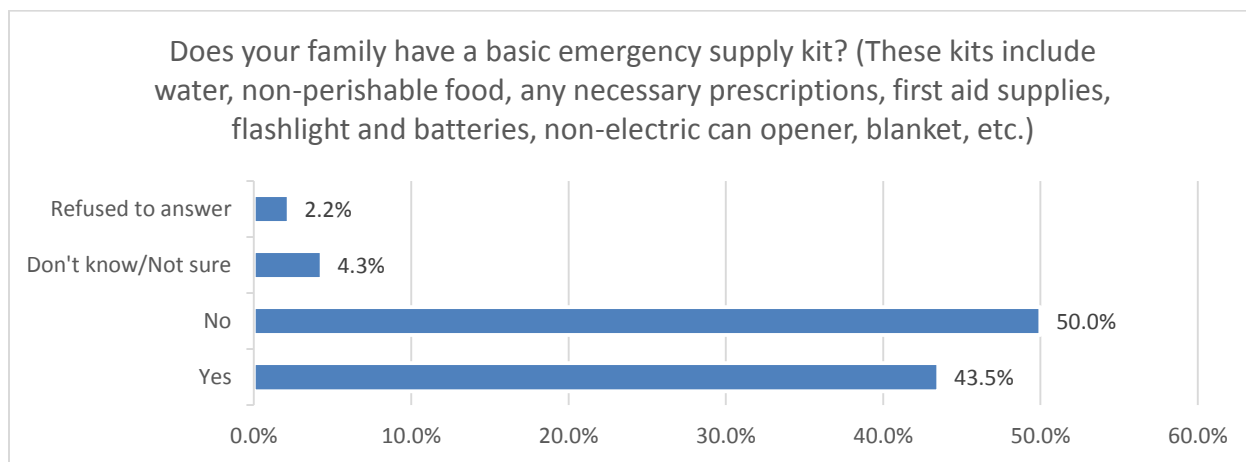


Of the individuals that responded, 54.3% responded that they were unsure or did not have emergency supplies. Given the range of weather we face in Cumberland County this is a troubling figure.

Appendix 1

PRIMARY DATA:

Community Health Needs Assessment Survey Results – Feedback



The most common answer for respondents who had supplies was enough supplies to last at least 4-7 days (125).

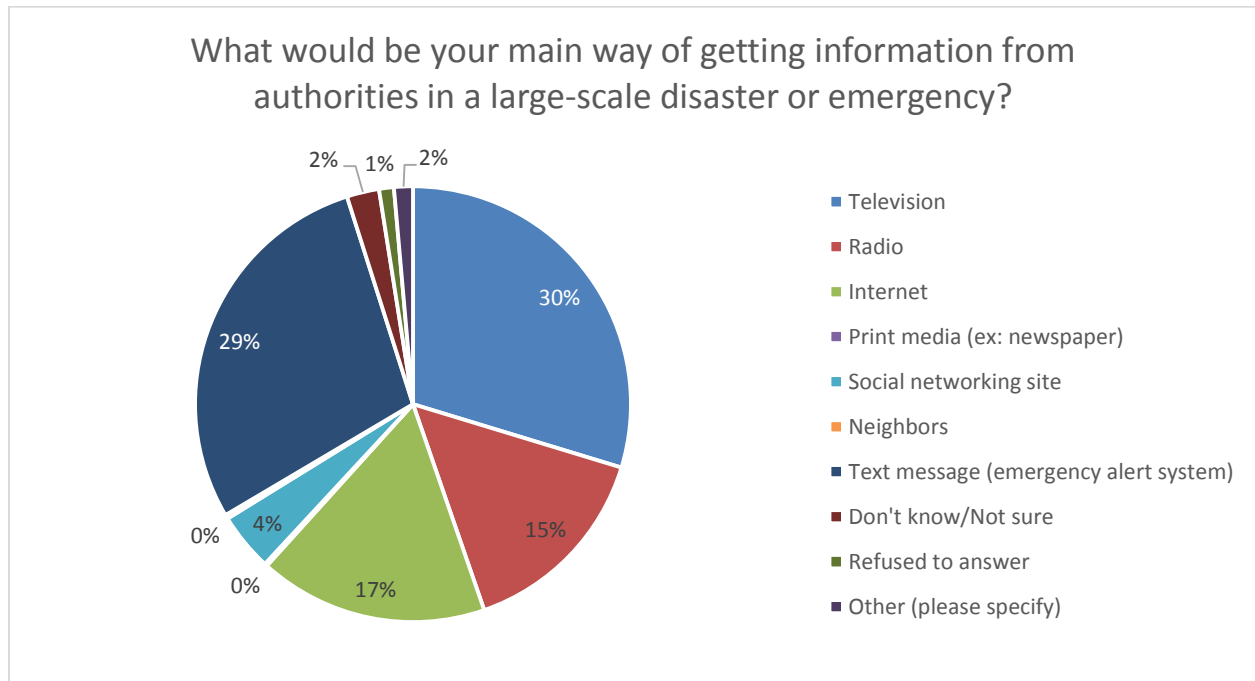
No.	Number of days of emergency supplies	Total
1	1-3 days Emergency Supplies	81
2	4-7 days Emergency Supplies	125
3	7-14 days Emergency Supplies	39
4	14-30 days Emergency Supplies	37
5	30 or more days Emergency Supplies	6
6	Other	10
7	Refused to Answer/ Unsure	25

According to the following graph, the most prevalent response was television is the most likely way of receiving emergency and disaster information. Social media was very close in number of respondents who stated that was their main source of information. A total of 59% of respondents utilized social media or television for their information needs.

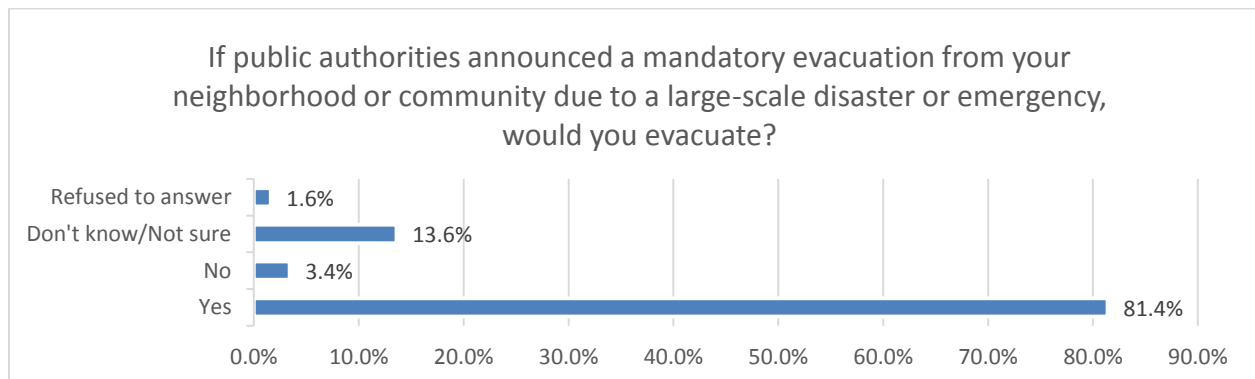
Appendix 1

PRIMARY DATA:

Community Health Needs Assessment Survey Results – Feedback



With large scale disaster or emergency, the topic of evacuation goes hand in hand. The following two charts show results of respondent's survey answers for evacuation. 81% of respondents said that they would evacuate for a large scale disaster.

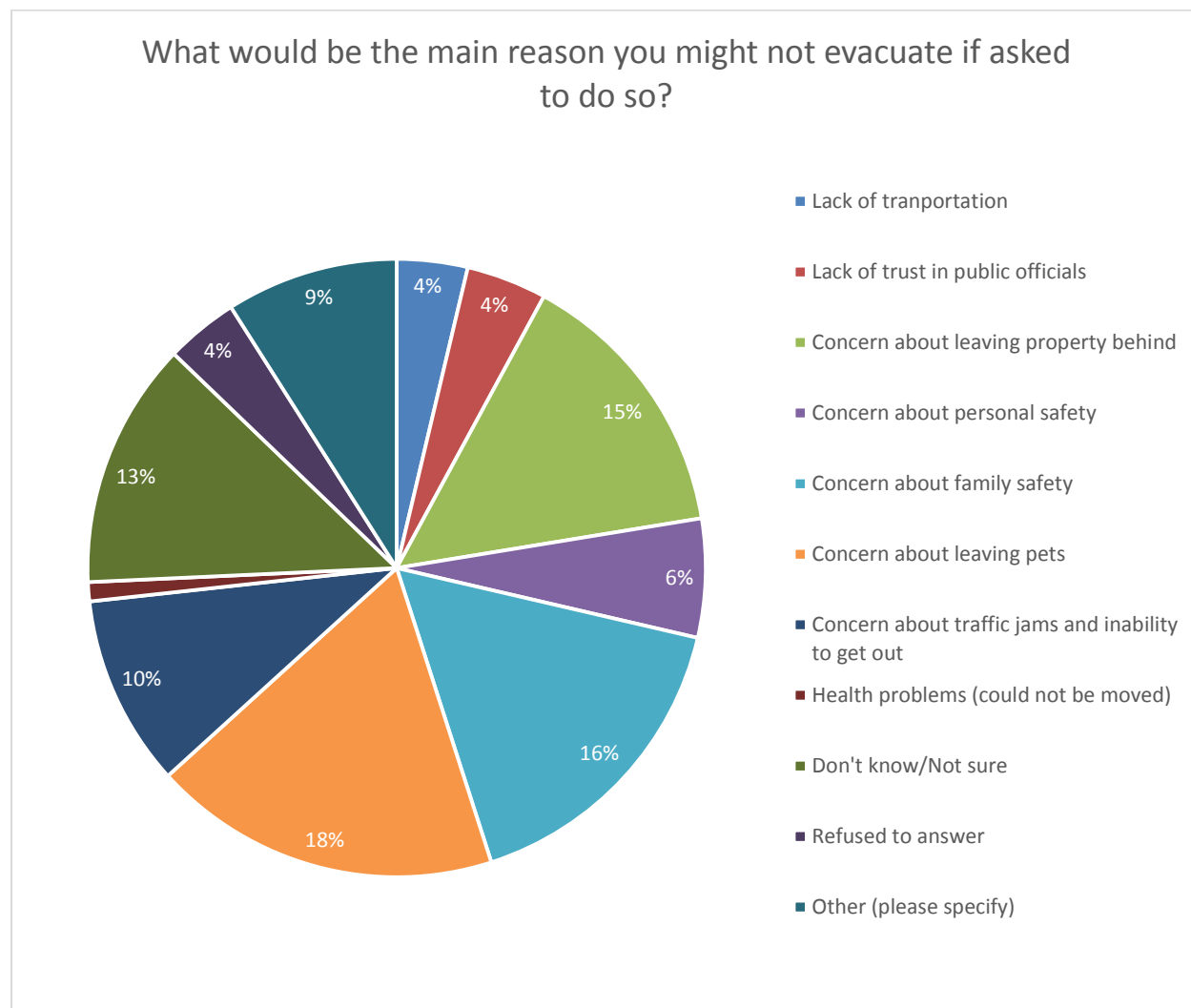


For those who would be reticent to do so, 34% stated that they would be hesitant to evacuate over concerns of family safety and pets.

Appendix 1

PRIMARY DATA:

Community Health Needs Assessment Survey Results – Feedback



Demographic Questions

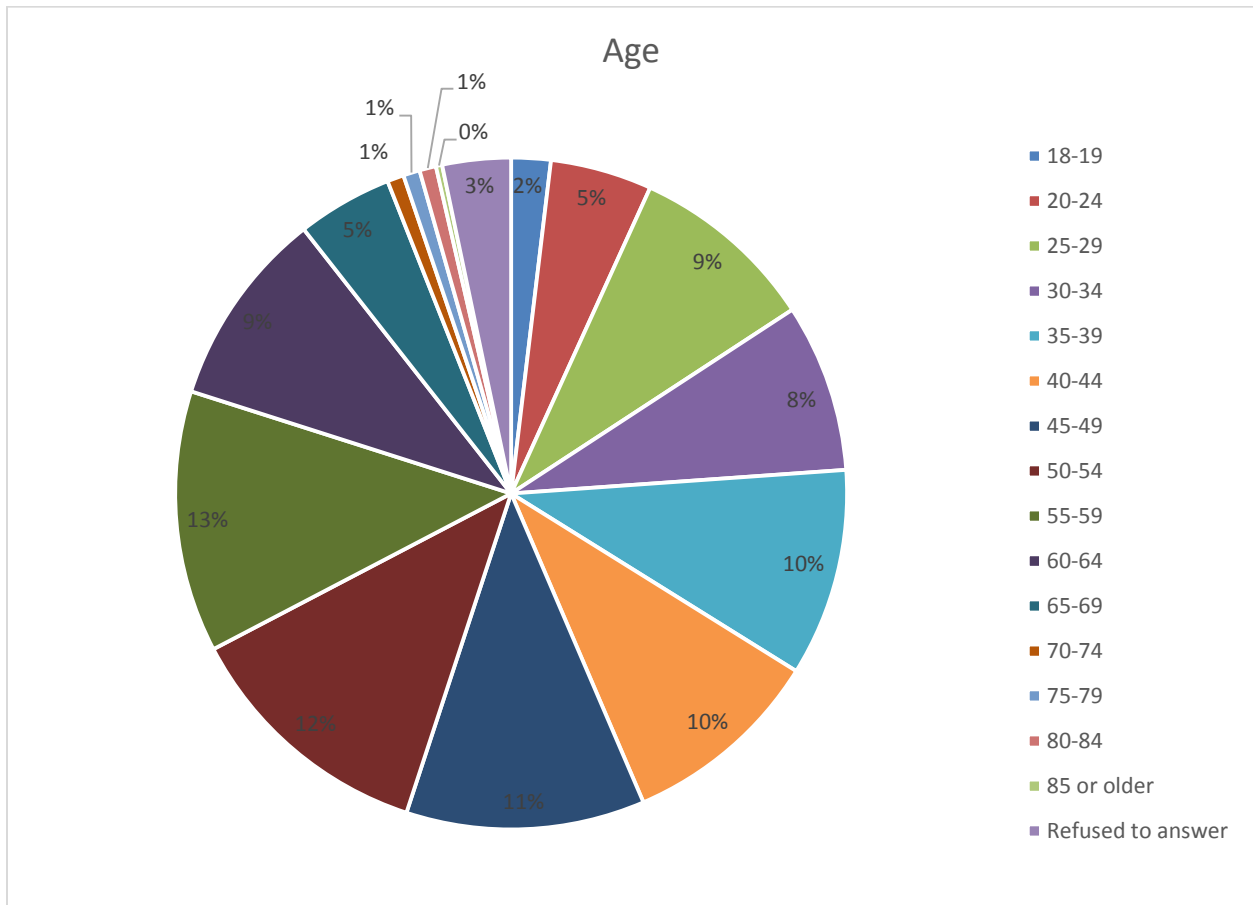
CHNA surveys were distributed throughout the county to represent each community within Cumberland County. We wanted to accurately capture the diverse community that is Cumberland County.

CHNA surveys were completed by respondents of different ages. The most prevalent age group for respondents were age 55-59 (13%). In comparison to the previous CHNA the majority age of respondents was 45-54 (28%). The data shows that the age increased by about 10 years of respondents from previous survey, while respondents age 25-35 was comparable at 17%.

Appendix 1

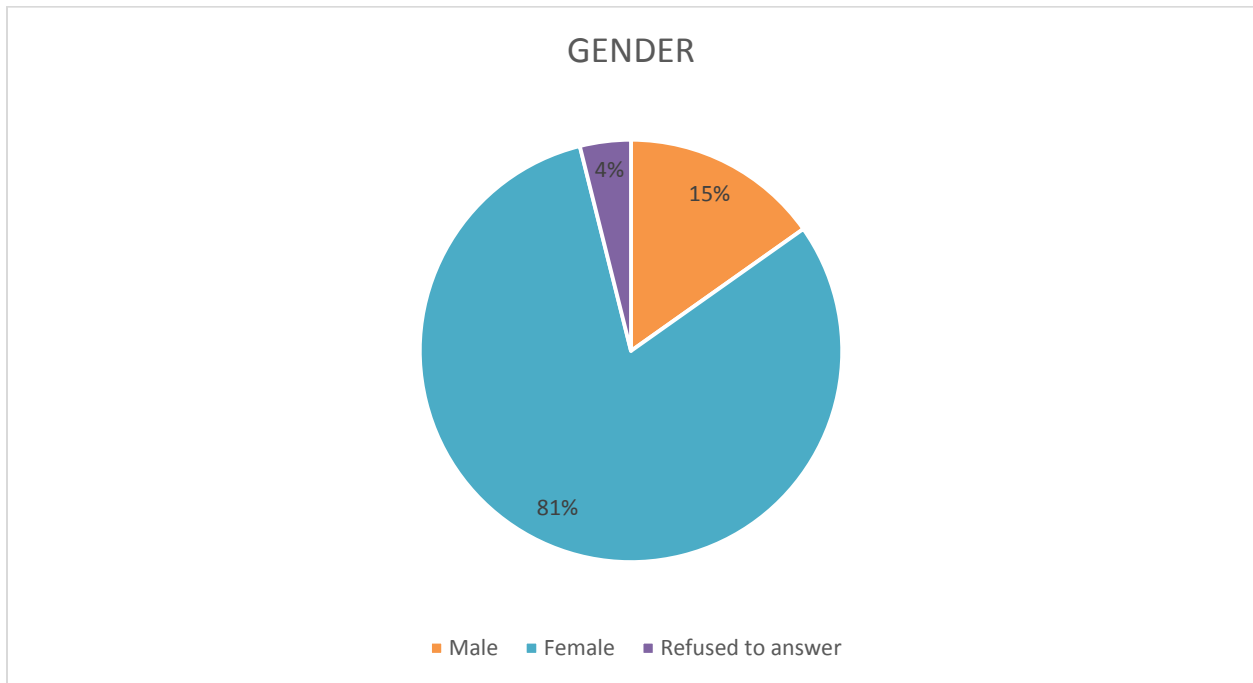
PRIMARY DATA:

Community Health Needs Assessment Survey Results – Feedback

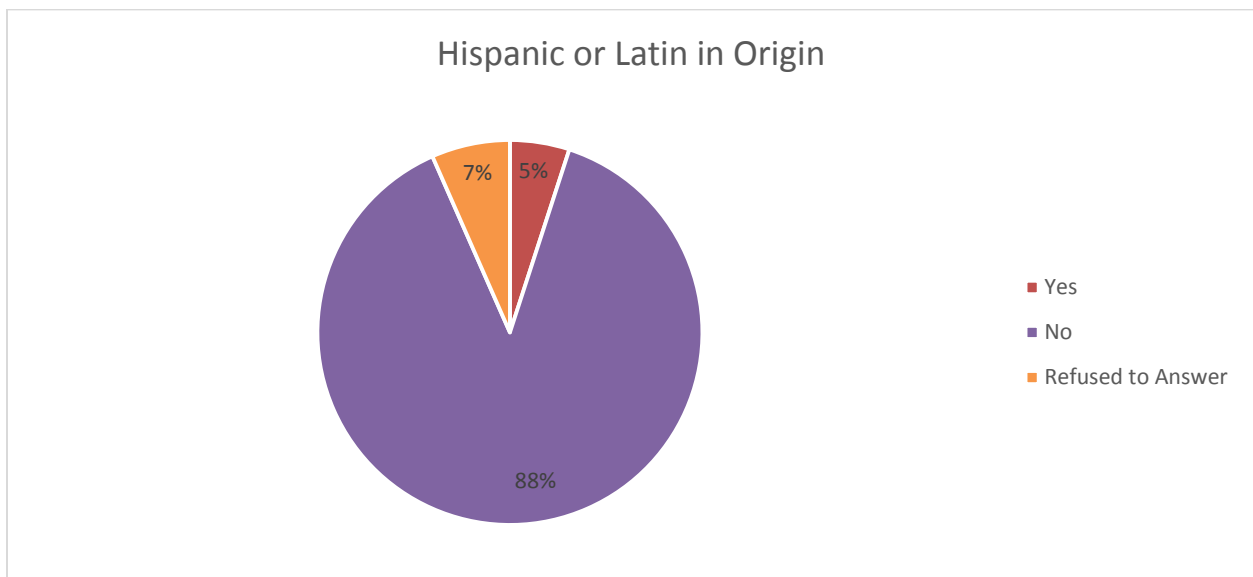


When it comes to the gender of survey respondents, majority were female at 80.9%, while 15.2% were male, and 3.9% refused to answer.

Appendix 1
PRIMARY DATA:
Community Health Needs Assessment Survey Results – Feedback



The following graph shows the percentage of respondents who identified as being Latin or Hispanic in origin.

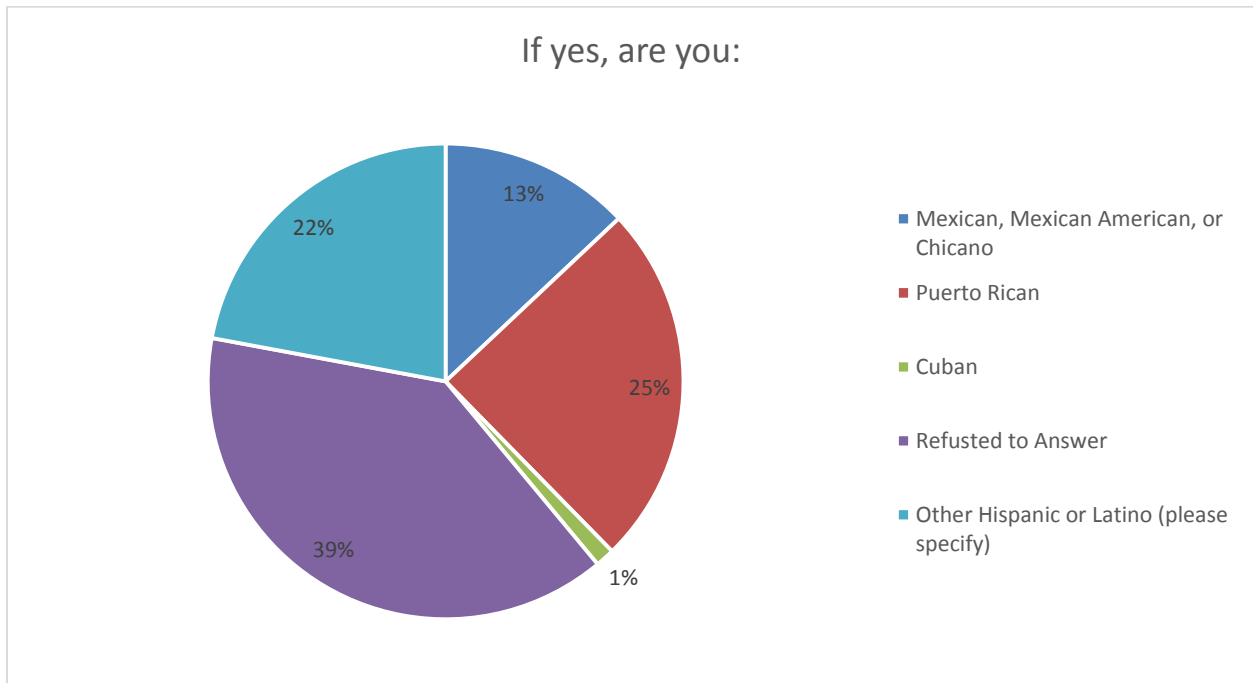


For the respondents who identified being of Latin or Hispanic origin, most refused to answer. Puerto-Rican was the most common response among respondents who did answer the question.

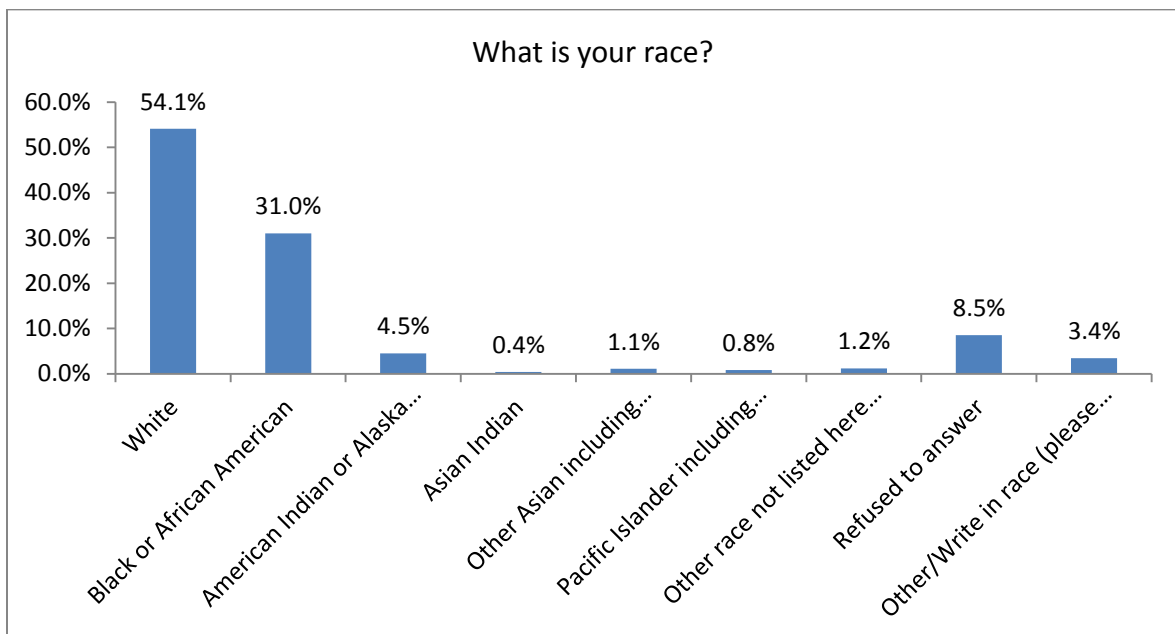
Appendix 1

PRIMARY DATA:

Community Health Needs Assessment Survey Results – Feedback



The majority of respondents identified as being white, while African Americans were the second most prevalent race represented in the survey pool.

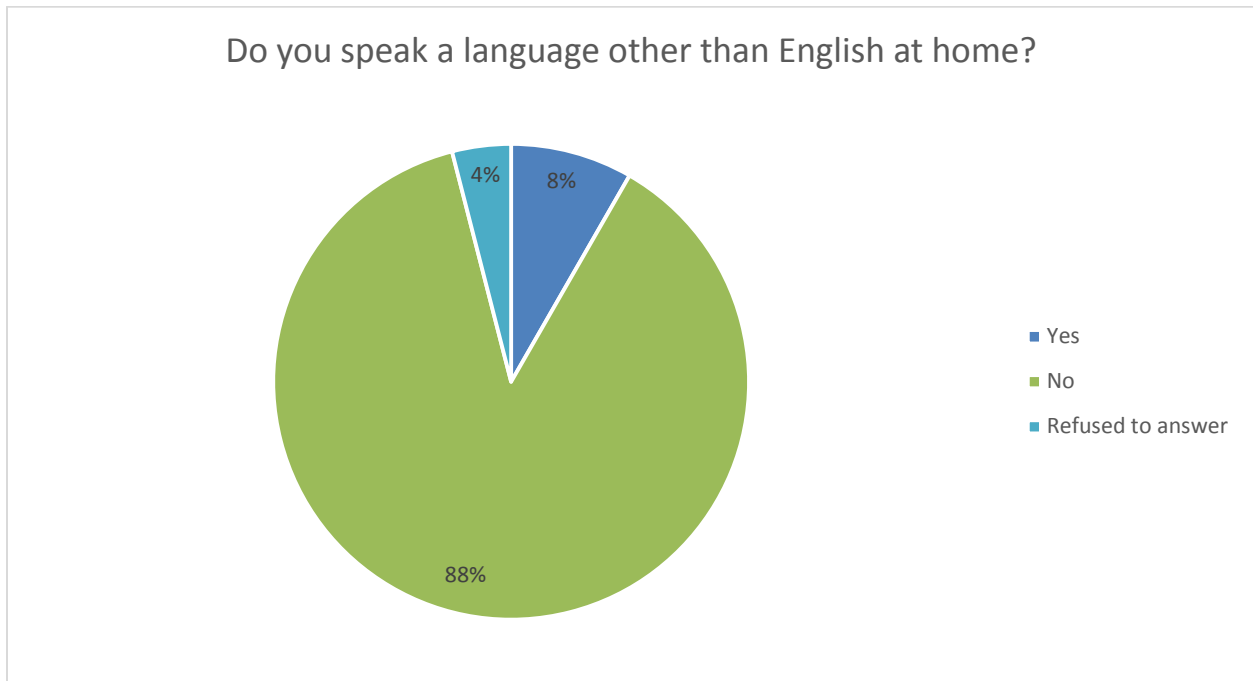


Appendix 1

PRIMARY DATA:

Community Health Needs Assessment Survey Results – Feedback

8% of respondents reported speaking another language at home besides English. 21 families reported speaking Spanish and 1 family reported speaking Esperanto which is a rare language currently only spoken by about two million people worldwide.



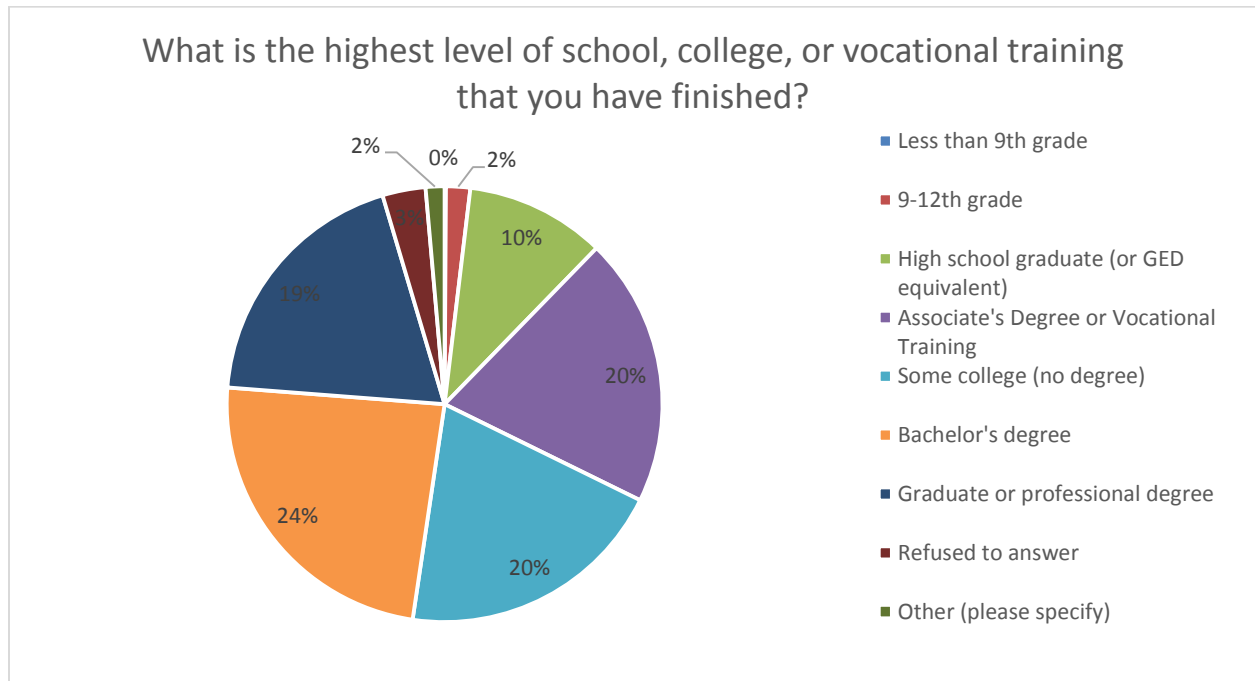
Ranking	Language	Total
1	Spanish	21
2	German	4
3	Trilingual	3
4	Bilingual	2
4	Greek	2
4	Italian	2
5	Other	9

The following graph shows the highest level of education completed according to the respondent's data. 93% of respondents reported having at least a high school diploma or higher, and 63% reported having an Associate's degree or higher. Respondents with less than high school only counted for 2% of the data collected.

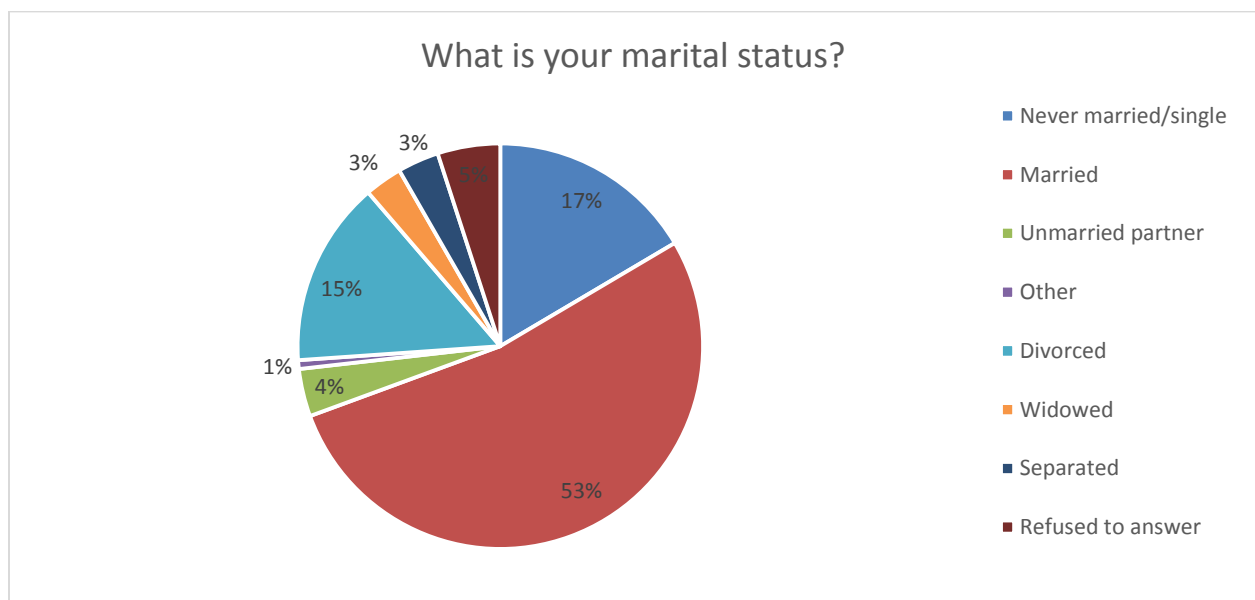
Appendix 1

PRIMARY DATA:

Community Health Needs Assessment Survey Results – Feedback



Based on survey response 53% of people who took the survey were married, and only 31% were single or divorced.

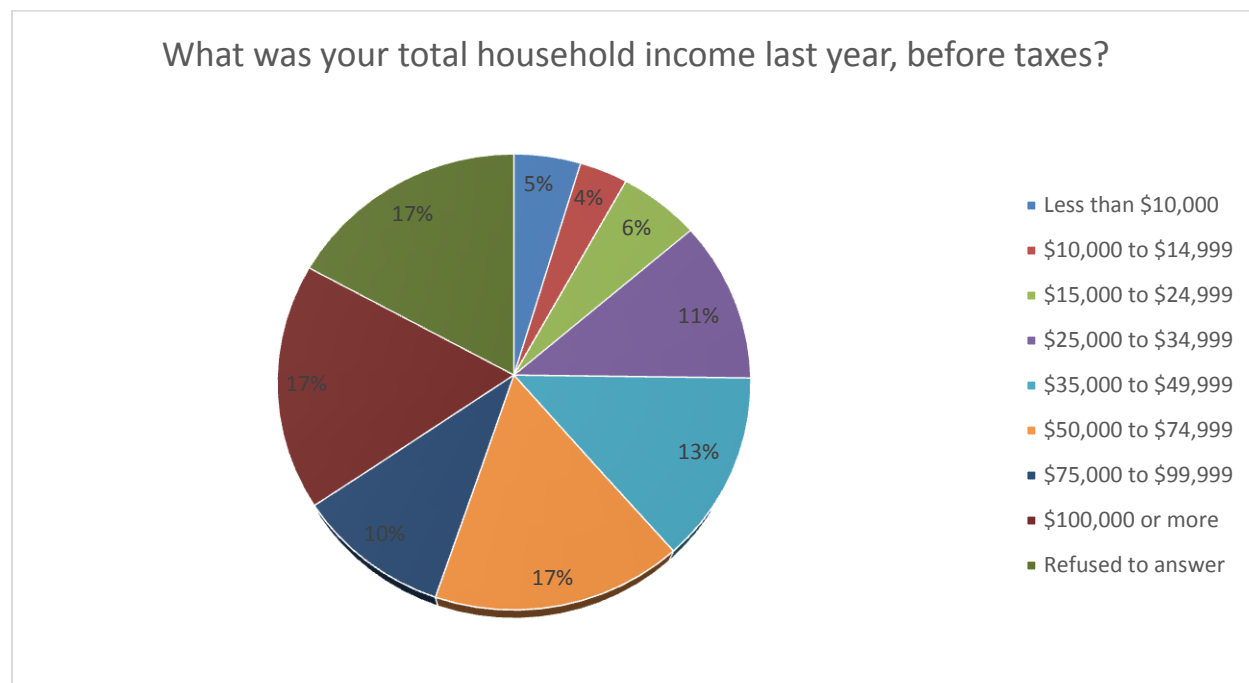


The total household income for respondents is depicted in the following chart. In comparison to previous surveys there was a significant similarity in respondents whose income was \$50,000 - \$74,999.

Appendix 1

PRIMARY DATA:

Community Health Needs Assessment Survey Results – Feedback



The number of people the income supports in comparison to the 2015 census shows that the average number of occupants in the home in North Carolina was 2.54. Respondents reported supporting two people the most with 262 people answering the survey.

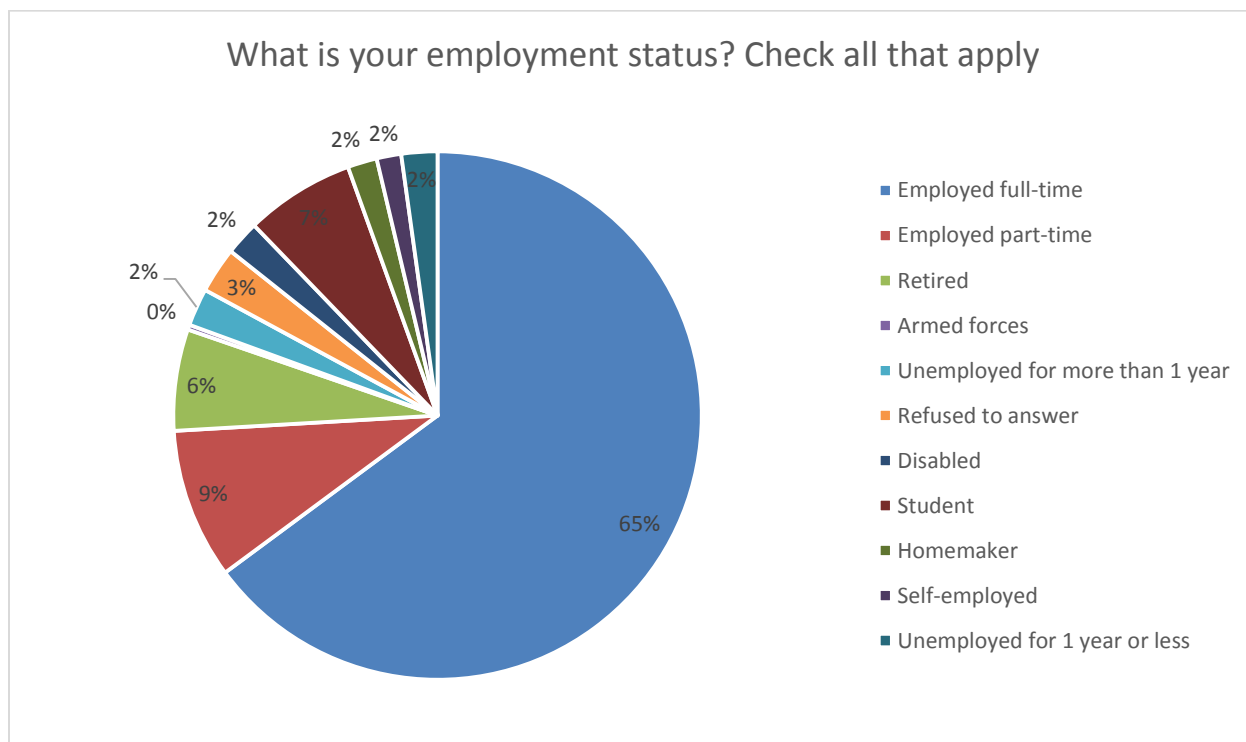
Rank	Number of People Income Supports	Total
1	1 person or less	124
2	2 people	262
3	3 people	157
4	4 people	130
5	5 people	44
6	6 or More people	29

The majority of respondents reported being employed full time (65%) and another 9% employed part time. The previous CHNA survey had 90% of respondents employed which when compared to this year's survey was almost 15% higher.

Appendix 1

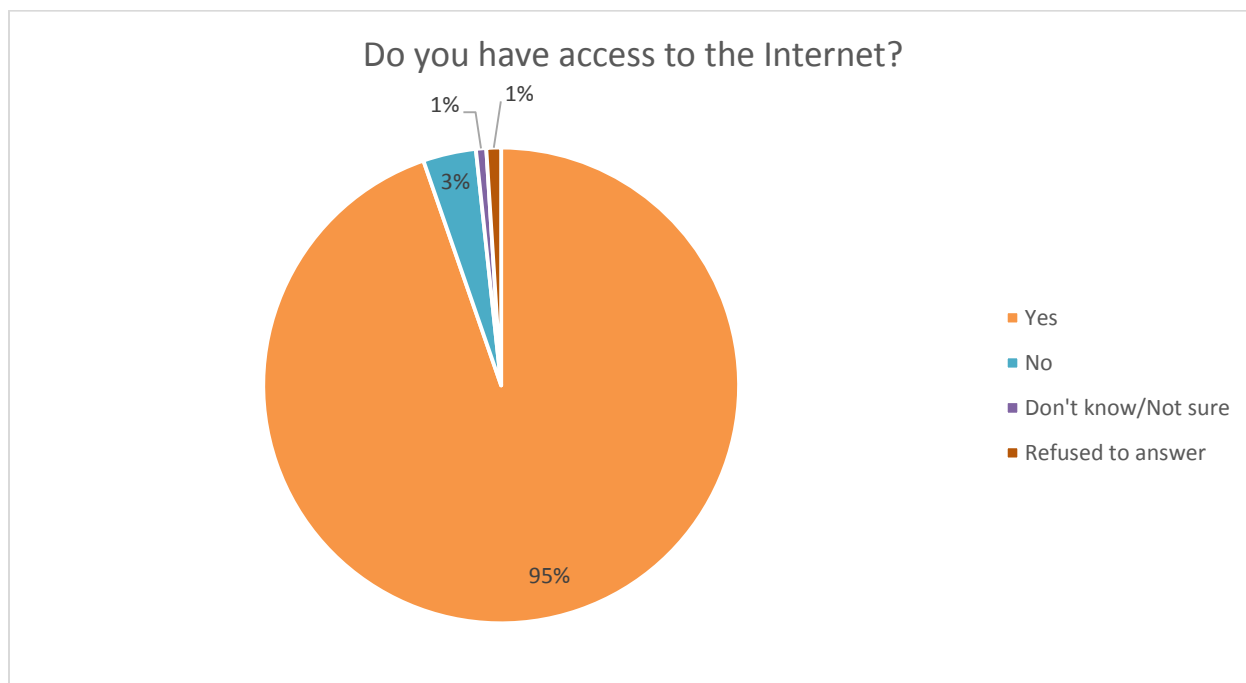
PRIMARY DATA:

Community Health Needs Assessment Survey Results – Feedback

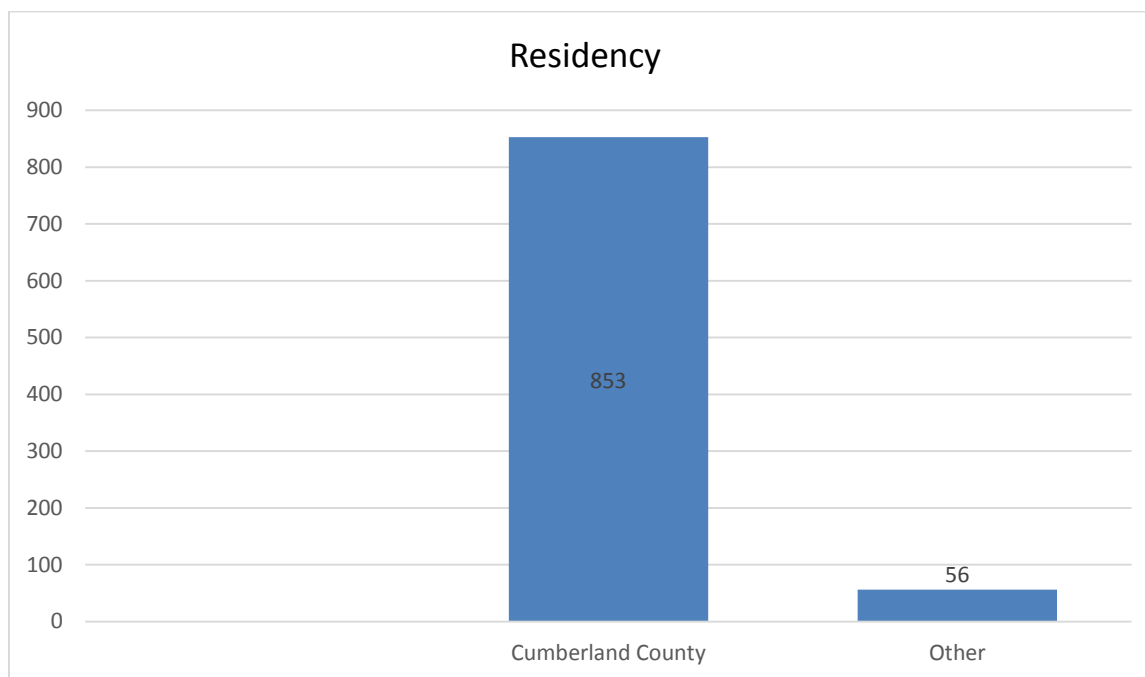


The following chart shows how many people reported having access to the internet in Cumberland County.

Appendix 1
PRIMARY DATA:
Community Health Needs Assessment Survey Results – Feedback



Majority of respondents who completed the CHNA survey live in Cumberland County as shown by the following chart.



Appendix 2:

Community Health Needs Assessment Survey - English

The following pages include a complete copy of the Community Health Needs Assessment Survey in English.

Appendix 2: Community Health Needs Assessment Survey - English

Survey number _____

COMMUNITY HEALTH SURVEY

Cumberland County

Community Health Survey

The Cumberland County Department of Public Health and Cape Fear Valley Hospital are collaborating with several other community agencies to conduct a survey of our county. The purpose of the survey is to learn more about the health and quality of life in Cumberland County. The survey results will be used to help address the major health and community issues in our county. A community health assessment report and action plans will be developed based on the survey data and additional data pulled from state databases.

The survey is completely voluntary, and it should take no longer than 20 minutes to complete. Your answers will be completely confidential. The information you give us will not be linked to you in any way.

Appendix 2: Community Health Needs Assessment Survey - English

Survey number _____

Cumberland County Community Health Survey

PART 1: Quality of Life Statements

Please tell us whether you “strongly disagree”, “disagree”, “neutral”, “agree” or “strongly agree” with each of the next 6 statements.

Statements	Circle the number that best represents the person's opinion of each statement below.				
	Strongly Disagree	Disagree	Neutral	Agree	Strongly Agree
1. How do you feel about this statement, “There is good healthcare in Cumberland County”? Consider the cost and quality, number of options, and availability of healthcare in the county.	1	2	3	4	5
2. How do you feel about this statement, “Cumberland County is a good place to raise children”? Consider the quality and safety of schools and child care programs, after school programs, and places to play in this county.	1	2	3	4	5
3. How do you feel about this statement, “Cumberland County is a good place to grow old”? Consider the county's elder-friendly housing, transportation to medical services, recreation, and services for the elderly.	1	2	3	4	5
4. How do you feel about this statement, “There is plenty of economic opportunity in Cumberland County”? Consider the number and quality of jobs, job training/higher education opportunities, and availability of affordable housing in the county.	1	2	3	4	5
5. How do you feel about this statement, “Cumberland County is a safe place to live”? Consider how safe you feel at home, in the workplace, in schools, at playgrounds, parks, and shopping centers in the county.	1	2	3	4	5
6. How do you feel about this statement, “There is plenty of help for people during times of need in Cumberland County”? Consider social support in this county: neighbors, support groups, faith community outreach, community organizations, and emergency monetary assistance.	1	2	3	4	5

Appendix 2:

Community Health Needs Assessment Survey - English

Survey number _____

PART 2: Community Improvement

Read: The next set of questions will ask about community problems, issues, and services that are important to you. Remember your choices will not be linked to you in any way.

7. In your opinion, which one issue most affects the quality of life in Cumberland County? (Please choose only one.) If you would like, I can read these out loud as you think about them. (Read health problems if they prefer to have them read.)

- | | |
|--|--|
| a. <input type="checkbox"/> Pollution (air, water, land) | i. <input type="checkbox"/> Neglect and abuse (<i>Specify type</i>): _____ |
| b. <input type="checkbox"/> Dropping out of school | j. <input type="checkbox"/> Elder abuse |
| c. <input type="checkbox"/> Low income/poverty | k. <input type="checkbox"/> Child abuse |
| d. <input type="checkbox"/> Homelessness | l. <input type="checkbox"/> Domestic Violence |
| e. <input type="checkbox"/> Lack of/ inadequate health insurance | m. <input type="checkbox"/> Violent crime (murder, assault) |
| f. <input type="checkbox"/> Hopelessness | n. <input type="checkbox"/> Theft |
| g. <input type="checkbox"/> Discrimination/ racism | o. <input type="checkbox"/> Rape/sexual assault |
| h. <input type="checkbox"/> Lack of community support | p. <input type="checkbox"/> Other: _____ |
| | q. <input type="checkbox"/> None |

8. In your opinion, which one of the following services needs the most improvement in your neighborhood or community? (Please choose only one). If you would like, I can read these out loud as you think about them. (Read health problems aloud.)

- | | |
|--|---|
| a. <input type="checkbox"/> Animal control | k. <input type="checkbox"/> Better/ more recreational facilities (parks, trails, community centers) |
| b. <input type="checkbox"/> Child care options | l. <input type="checkbox"/> Healthy family activities |
| c. <input type="checkbox"/> Elder care options | m. <input type="checkbox"/> Positive teen activities |
| d. <input type="checkbox"/> Services for disabled people | n. <input type="checkbox"/> Transportation options |
| e. <input type="checkbox"/> More affordable health services | o. <input type="checkbox"/> Availability of employment |
| f. <input type="checkbox"/> Better/ more healthy food choices | p. <input type="checkbox"/> Higher paying employment |
| g. <input type="checkbox"/> More affordable/better housing | q. <input type="checkbox"/> Road maintenance |
| h. <input type="checkbox"/> Number of health care providers
<i>What kind?</i> _____ | r. <input type="checkbox"/> Road safety |
| i. <input type="checkbox"/> Culturally appropriate health services | s. <input type="checkbox"/> Other: _____ |
| j. <input type="checkbox"/> Counseling/ mental health/ support groups | t. <input type="checkbox"/> None |

Appendix 2: Community Health Needs Assessment Survey - English

Survey number _____

Part 3. Health Information

9. In your opinion, which one health behavior do people in your own community need more information about? (Please suggest only one.)

- | | | |
|---|--|--|
| a. <input type="checkbox"/> Eating well/ nutrition | i. <input type="checkbox"/> Using child safety seats | q. <input type="checkbox"/> LGBT needs |
| b. <input type="checkbox"/> Exercising/ fitness | j. <input type="checkbox"/> Using seat belts | r. <input type="checkbox"/> Substance abuse prevention (ex: drugs and alcohol) |
| c. <input type="checkbox"/> Managing weight | k. <input type="checkbox"/> Driving safely | s. <input type="checkbox"/> Suicide prevention |
| d. <input type="checkbox"/> Going to a dentist for check-ups/ preventive care | l. <input type="checkbox"/> Quitting smoking/ tobacco use prevention | t. <input type="checkbox"/> Stress management |
| e. <input type="checkbox"/> Going to the doctor for yearly check-ups and screenings | m. <input type="checkbox"/> Child care/ parenting | u. <input type="checkbox"/> Anger management |
| f. <input type="checkbox"/> Getting prenatal care during pregnancy | n. <input type="checkbox"/> Elder care | v. <input type="checkbox"/> Domestic violence prevention |
| g. <input type="checkbox"/> Getting flu shots and other vaccines | o. <input type="checkbox"/> Caring for family members with special needs/ disabilities | w. <input type="checkbox"/> Crime prevention |
| h. <input type="checkbox"/> Preparing for an emergency/disaster | p. <input type="checkbox"/> Preventing pregnancy and sexually transmitted disease (safe sex) | x. <input type="checkbox"/> Rape/ sexual abuse prevention |
| | | y. <input type="checkbox"/> Other: _____ |
| | | z. <input type="checkbox"/> None |

10. Where do you get most of your health-related information? Please choose only one.

- | | |
|--|---|
| a. <input type="checkbox"/> Friends and family | g. <input type="checkbox"/> Hospital |
| b. <input type="checkbox"/> Doctor/nurse | h. <input type="checkbox"/> Health department |
| c. <input type="checkbox"/> Pharmacist | i. <input type="checkbox"/> Help lines |
| d. <input type="checkbox"/> Church | j. <input type="checkbox"/> Books/magazines |
| e. <input type="checkbox"/> Internet | k. <input type="checkbox"/> Other: _____ |
| f. <input type="checkbox"/> My child's school | |

11. What health topic(s)/ disease(s) would you like to learn more about? (Write in all suggestions.)

12. Do you have children between the ages of 9 and 19 for which you are the caretaker? (Includes step-children, grandchildren, or other relatives.)

- ☐ Yes ☐ No (skip to question #14)
- ☐ Refused to answer

Appendix 2: Community Health Needs Assessment Survey - English

Survey number _____

13. Which of the following health topics do you think your child/children need(s) more information about? *(Check all that apply.)*

- | | | |
|---|--|---|
| a. <input type="checkbox"/> Dental hygiene | f. <input type="checkbox"/> Tobacco | j. <input type="checkbox"/> Drug Abuse |
| b. <input type="checkbox"/> Nutrition | g. <input type="checkbox"/> STDs | k. <input type="checkbox"/> Reckless driving/speeding |
| c. <input type="checkbox"/> Eating Disorders | h. <input type="checkbox"/> Sexual intercourse | l. <input type="checkbox"/> Mental health issues |
| d. <input type="checkbox"/> Asthma management | i. <input type="checkbox"/> Alcohol | m. <input type="checkbox"/> Suicide prevention |
| e. <input type="checkbox"/> Diabetes management | n. <input type="checkbox"/> Other _____ | |

PART 4: Personal Health

These next questions are about your own personal health. Remember, the answers you give for this survey will not be linked to you in any way.

14. Would you say that, in general, your health is...
(Choose only one.)

- | | |
|--|--|
| <input type="checkbox"/> Excellent | <input type="checkbox"/> Fair |
| <input type="checkbox"/> Very good | <input type="checkbox"/> Poor |
| <input type="checkbox"/> Good | <input type="checkbox"/> Don't know/Not sure |
| <input type="checkbox"/> Refused to answer | |

15. Have you ever been told by a doctor, nurse, or other health professional that you have any of the health conditions?

(DK= Don't know/ Not sure; R= Refuse to answer)

- | | | | | |
|------------------------------------|------------------------------|-----------------------------|-----------------------------|----------------------------|
| a. Asthma | <input type="checkbox"/> Yes | <input type="checkbox"/> No | <input type="checkbox"/> DK | <input type="checkbox"/> R |
| b. Depression or anxiety | <input type="checkbox"/> Yes | <input type="checkbox"/> No | <input type="checkbox"/> DK | <input type="checkbox"/> R |
| c. High blood pressure | <input type="checkbox"/> Yes | <input type="checkbox"/> No | <input type="checkbox"/> DK | <input type="checkbox"/> R |
| d. High cholesterol | <input type="checkbox"/> Yes | <input type="checkbox"/> No | <input type="checkbox"/> DK | <input type="checkbox"/> R |
| e. Diabetes (not during pregnancy) | <input type="checkbox"/> Yes | <input type="checkbox"/> No | <input type="checkbox"/> DK | <input type="checkbox"/> R |
| f. Osteoporosis | <input type="checkbox"/> Yes | <input type="checkbox"/> No | <input type="checkbox"/> DK | <input type="checkbox"/> R |
| g. Overweight/Obesity | <input type="checkbox"/> Yes | <input type="checkbox"/> No | <input type="checkbox"/> DK | <input type="checkbox"/> R |
| h. Angina/ heart disease | <input type="checkbox"/> Yes | <input type="checkbox"/> No | <input type="checkbox"/> DK | <input type="checkbox"/> R |
| i. Cancer | <input type="checkbox"/> Yes | <input type="checkbox"/> No | <input type="checkbox"/> DK | <input type="checkbox"/> R |

16. In the past 30 days, have there been any days when feeling sad or worried kept you from going about your normal business?

- | | |
|---|--|
| <input type="checkbox"/> Yes | <input type="checkbox"/> No |
| <input type="checkbox"/> Don't know/ Not sure | <input type="checkbox"/> Refused to answer |

Appendix 2: Community Health Needs Assessment Survey - English

Survey number _____

17. In the past 30 days, have you had any physical pain or health problems that made it hard for you to do your usual activities such as driving, working around the house, or going to work?

____ Yes ____ No
____ Don't know/ Not sure ____ Refused to answer

18. This question is about your fitness. During a normal week, other than in your regular job, do you engage in any physical activity or exercise that lasts at least a half an hour?

____ Yes ____ No (skip to question #21)
____ Don't know/ Not sure ____ Refused to answer
(skip to question #21 for Don't know or Refused to answer)

19. Since you said yes, how many times do you exercise or engage in physical activity during a normal week? _____ (Write number)

(If you exercise more than once a day, count each separate physical activity that lasts for at least a half hour to be one "time.")

20. Where do you go to exercise or engage in physical activity? Check all that apply.

a. ____ YMCA	d. ____ Private gym
b. ____ Park	e. ____ Home
c. ____ Public Recreation Center	f. ____ Other: _____

21. Since you said "no", what are the reasons you do not exercise for at least a half hour during a normal week? Choose all that apply.

a. ____ My job is physical or hard labor	g. ____ I don't like to exercise.
b. ____ Exercise is not important to me.	h. ____ It costs too much to exercise
c. ____ I don't have access to a facility that has the things I need, like a pool, golf course, or a track.	i. ____ There is no safe place to exercise.
d. ____ I don't have enough time to exercise.	j. ____ I'm too tired to exercise.
e. ____ I would need child care and I don't have it.	k. ____ I'm physically disabled.
f. ____ I don't know how to find exercise partners.	l. ____ I don't know
	m. ____ Other _____

Appendix 2: Community Health Needs Assessment Survey - English

Survey number _____

22. Not counting lettuce salad or potato products think about how often you eat fruits and vegetables in an average week.

How many cups per week of fruits and vegetables would you say you eat?

One apple or 12 baby carrots equal one cup.

(Write number of cups in the space provided.)

- | | |
|---|--------------------------------------|
| a. ____ Number of cups of fruit | c. ____ Never eat fruit |
| b. ____ Number of cups of vegetables | d. ____ Never eat vegetables |
| e. ____ Number of cups 100% fruit juice | f. ____ Never drink 100% fruit juice |

23. Have you been exposed to secondhand smoke in the past year?

- | | |
|--|--------------------------------|
| ____ Yes | ____ No (Skip to question #25) |
| ____ Don't know/ Not sure (Skip to question #25) | |
| ____ (Do not read.) Refused to answer | |

24. If yes, where do you think you are exposed to secondhand smoke most often?

(Check only one place)

- | | |
|---------------------|---|
| a. ____ Home | e. ____ School |
| b. ____ Workplace | f. ____ Other: _____ |
| c. ____ Hospitals | g. ____ I am not exposed to secondhand smoke. |
| d. ____ Restaurants | |

25. Do you currently smoke? (Include regular smoking in social settings.)

- ____ Yes ____ No (If no, skip to question #27)
____ Refused to answer

26. If yes, where would you go for help if you wanted to quit?

(Choose only one.)

- | | |
|-------------------------------------|--|
| a. ____ Quit Line NC | f. ____ Health Department |
| b. ____ Doctor | g. ____ I don't know |
| c. ____ Church | h. ____ Other: _____ |
| d. ____ Pharmacy | i. ____ Not applicable; I don't want to quit |
| e. ____ Private counselor/therapist | |

Appendix 2: Community Health Needs Assessment Survey - English

Survey number _____

27. During the past 12 months, have you had a seasonal flu vaccine? An influenza/flu vaccine can be a “flu shot” injected into your arm or spray like “FluMist” which is sprayed into your nose.

- ☐ Yes, flu shot
- ☐ Yes, flu spray
- ☐ Yes, both
- ☐ No
- ☐ Don't know / Not sure
- ☐ Refused

Part 5. Access to Care/ Family Health

28. Where do you go most often when you are sick? Choose only one.

- | | |
|--|---|
| <input type="checkbox"/> Doctor's office | <input type="checkbox"/> Medical Clinic |
| <input type="checkbox"/> Health department | <input type="checkbox"/> Urgent Care Center |
| <input type="checkbox"/> Hospital | <input type="checkbox"/> Other: _____ |

29. Do you currently have any of the following forms of health insurance or health care coverage? Choose all that apply.

- a. ☐ Health insurance my employer provides
- b. ☐ Health insurance my spouse's employer provides
- c. ☐ Health insurance my school provides
- d. ☐ Health insurance my parent or my parent's employer provides
- e. ☐ Health insurance I bought myself
- f. ☐ Health insurance through Health Insurance Market place (Obamacare)
- g. ☐ Medicare
- h. ☐ Medicaid or Carolina ACCESS or Health Choice 55
- i. ☐ The military, Tricare, CHAMPUS, or the VA
- j. ☐ The Indian Health Service
- k. ☐ Other (please specify)
- l. ☐ No health plan of any kind
- m. ☐ Don't know/Not sure
- n. ☐ Refused to answer

30. In the past 12 months, did you have a problem getting the health care you needed for you personally or for a family member from any type of health care provider, dentist, pharmacy, or other facility?

- | | |
|---|---|
| <input type="checkbox"/> Yes | <input type="checkbox"/> No (<i>Skip to question #33</i>) |
| <input type="checkbox"/> Don't know/ Not sure | <input type="checkbox"/> Refused to answer |

Appendix 2: Community Health Needs Assessment Survey - English

Survey number _____

31. Since you said “yes,” what type of provider or facility did you or your family member have trouble getting health care from? Choose all that apply.

- ☐ Dentist
- ☐ General practitioner
- ☐ Eye care/ optometrist/ ophthalmologist
- ☐ Pharmacy/ prescriptions
- ☐ Pediatrician
- ☐ OB/GYN
- ☐ Health department
- ☐ Hospital
- ☐ Urgent Care Center
- ☐ Medical Clinic
- ☐ Specialist (*What type?*) _____

32. Which of these problems prevented you or your family member from getting the necessary health care? Choose all that apply.

- a. ☐ No health insurance.
- b. ☐ Insurance didn't cover what I/we needed.
- c. ☐ My/our share of the cost (deductible/co-pay) was too high.
- d. ☐ Doctor would not take my/our insurance or Medicaid.
- e. ☐ Hospital would not take my/our insurance.
- f. ☐ Pharmacy would not take my/our insurance or Medicaid.
- g. ☐ Dentist would not take my/our insurance or Medicaid.
- h. ☐ No way to get there.
- i. ☐ Didn't know where to go.
- j. ☐ Couldn't get an appointment.
- k. ☐ The wait was too long.
- l. ☐ Other: _____

Appendix 2: Community Health Needs Assessment Survey - English

Survey number _____

33. If a friend or family member needed counseling for a mental health or a drug/alcohol abuse problem, who is the first person you would tell them to talk to? Choose only one.

- | | |
|---|---|
| a. <input type="checkbox"/> Private counselor or therapist | e. <input type="checkbox"/> Doctor |
| b. <input type="checkbox"/> Support group (e.g., AA, Al-Anon) | f. <input type="checkbox"/> Minister/religious official |
| c. <input type="checkbox"/> School counselor | g. <input type="checkbox"/> Other: _____ |
| d. <input type="checkbox"/> Don't know | |

Part 6. Emergency Preparedness

34. Does your household have working smoke and carbon monoxide detectors?
(Mark only one.)

- | | |
|--|--|
| <input type="checkbox"/> Yes, smoke detectors only | <input type="checkbox"/> Yes, carbon monoxide detectors only |
| <input type="checkbox"/> Yes, both | <input type="checkbox"/> No |
| <input type="checkbox"/> Don't know/ Not sure | <input type="checkbox"/> Refused to answer |

35. Does your family have a basic emergency supply kit?
(These kits include water, non-perishable food, any necessary prescriptions, first aid supplies, flashlight and batteries, non-electric can opener, blanket, etc.)

- | | |
|--|---|
| <input type="checkbox"/> Yes | <input type="checkbox"/> No (Skip to question 37) |
| <input type="checkbox"/> Don't know/Not sure (Skip to question 37) | |
| <input type="checkbox"/> Refused to answer | |

36. If yes, how many days do you have supplies for? _____ (Write number of days)

Appendix 2: Community Health Needs Assessment Survey - English

Survey number _____

37. What would be your main way of getting information from authorities in a large-scale disaster or emergency? (Check only one.)

- | | |
|---|---|
| a. <input type="checkbox"/> Television | g. <input type="checkbox"/> Text message (emergency alert system) |
| b. <input type="checkbox"/> Radio | h. <input type="checkbox"/> Other (describe) _____ |
| c. <input type="checkbox"/> Internet | i. <input type="checkbox"/> Don't know/ Not sure |
| d. <input type="checkbox"/> Print media (ex: newspaper) | j. <input type="checkbox"/> Refused to answer |
| e. <input type="checkbox"/> Social networking site | |
| f. <input type="checkbox"/> Neighbors | |

38. If public authorities announced a mandatory evacuation from your neighborhood or community due to a large-scale disaster or emergency, would you evacuate?

- ☐ Yes (skip to question #40)
☐ No (go to question #39)
☐ Don't know/ Not sure (go to question #39)
☐ Refused to answer

39. What would be the main reason you might not evacuate if asked to do so? (Check only one.)

- | | |
|---|---|
| a. <input type="checkbox"/> Lack of transportation | k. <input type="checkbox"/> Refused to answer |
| b. <input type="checkbox"/> Lack of trust in public officials | |
| c. <input type="checkbox"/> Concern about leaving property behind | |
| d. <input type="checkbox"/> Concern about personal safety | |
| e. <input type="checkbox"/> Concern about family safety | |
| f. <input type="checkbox"/> Concern about leaving pets | |
| g. <input type="checkbox"/> Concern about traffic jams and inability to get out | |
| h. <input type="checkbox"/> Health problems (could not be moved) | |
| i. <input type="checkbox"/> Other (describe) _____ | |
| j. <input type="checkbox"/> Don't know/ Not sure | |

Part 7. Demographic Questions

The next set of questions are general questions about you, which will only be reported as a summary of all answers given by survey participants. Your answers will remain anonymous.

40. How old are you? (Mark age category.)

- | | | | |
|--|----------------------------------|----------------------------------|--------------------------------------|
| <input type="checkbox"/> 18 - 19 | <input type="checkbox"/> 35 - 39 | <input type="checkbox"/> 55 - 59 | <input type="checkbox"/> 75 - 79 |
| <input type="checkbox"/> 20 - 24 | <input type="checkbox"/> 40 - 44 | <input type="checkbox"/> 60 - 64 | <input type="checkbox"/> 80 - 84 |
| <input type="checkbox"/> 25 - 29 | <input type="checkbox"/> 45 - 49 | <input type="checkbox"/> 65 - 69 | <input type="checkbox"/> 85 or older |
| <input type="checkbox"/> 30 - 34 | <input type="checkbox"/> 50 - 54 | <input type="checkbox"/> 70 - 74 | |
| <input type="checkbox"/> Refused to answer | | | |

Appendix 2: Community Health Needs Assessment Survey - English

Survey number _____

41. Are you Male or Female?

____ Male ____ Female ____ Refused to answer

42. a) Are you of Hispanic, Latino, or Spanish origin?

____ Yes ____ No (*If no, skip to #43*)
____ Refused to answer

b) If yes, are you:

____ Mexican, Mexican American, or Chicano
____ Puerto Rican
____ Cuban
____ Other Hispanic or Latino (please specify) _____
____ Refused to answer

43. What is your race? (Please check all that apply.)

____ White
____ Black or African American
____ American Indian or Alaska Native (*List tribe(s) including Lumbee*) _____
____ Asian Indian
____ Other Asian including Japanese, Chinese, Korean, Vietnamese, and Filipino/a:
 (*write in race*) _____
____ Pacific Islander including Native Hawaiian, Samoan, Guamanian/ Chamorro:
 (*write in race*) _____
____ Other race not listed here: (*write in race*) _____
____ Refused to answer

44. A. Do you speak a language other than English at home? (*If no, skip to #45.*)

____ Yes ____ No
____ Refused to answer

B. If yes, what language do you speak at home? _____

Appendix 2: Community Health Needs Assessment Survey - English

Survey number _____

45. What is your marital status? *Choose only one.*

- | | |
|---|------------------------------------|
| <input type="checkbox"/> Never Married/Single | <input type="checkbox"/> Divorced |
| <input type="checkbox"/> Married | <input type="checkbox"/> Widowed |
| <input type="checkbox"/> Unmarried partner | <input type="checkbox"/> Separated |
| <input type="checkbox"/> Other | |
| <input type="checkbox"/> Refused to answer | |

46. What is the highest level of school, college or vocational training that you have finished? *(Choose only one.)*

- ☐ Less than 9th grade
- ☐ 9-12th grade, no diploma
- ☐ High school graduate (or GED/ equivalent)
- ☐ Associate's Degree or Vocational Training
- ☐ Some college (no degree)
- ☐ Bachelor's degree
- ☐ Graduate or professional degree
- ☐ Other: _____
- ☐ Refused to answer

47. What was your total household income last year, before taxes? Let me know which category you fall into. *(Choose only one.)*

- | | |
|---|---|
| <input type="checkbox"/> Less than \$10,000 | <input type="checkbox"/> \$35,000 to \$49,999 |
| <input type="checkbox"/> \$10,000 to \$14,999 | <input type="checkbox"/> \$50,000 to \$74,999 |
| <input type="checkbox"/> \$15,000 to \$24,999 | <input type="checkbox"/> \$75,000 to \$99,999 |
| <input type="checkbox"/> \$25,000 to \$34,999 | <input type="checkbox"/> \$100,000 or more |
| <input type="checkbox"/> Refused to answer | |

48. How many people does this income support? _____

49. What is your employment status? *Check all that apply.*

Appendix 2: Community Health Needs Assessment Survey - English

Survey number _____

- | | |
|--|--|
| a. _____ Employed full-time | g. _____ Disabled |
| b. _____ Employed part-time | h. _____ Student |
| c. _____ Retired | i. _____ Homemaker |
| d. _____ Armed forces | j. _____ Self-employed |
| e. _____ Unemployed for more than 1 year | k. _____ Unemployed for 1 year or less |
| f. _____ Refused to answer | |

50. Do you have access to the Internet?

- | | |
|----------------------------|-------------------------|
| _____ Yes | _____ No |
| _____ Don't know/ Not sure | _____ Refused to answer |

51. What is your zip code? _____

These are all the questions that we have. Thank you so much for taking the time to complete this survey!

THE END.

Appendix 3:

Community Health Needs Assessment Survey - Spanish

The following pages include a complete copy of the Community Health Needs Assessment Survey in Spanish.

Appendix 3: Community Health Needs Assessment Survey - Spanish

Encuesta Sobre Evaluación de Salud del Condado de Cumberland 2012-2013

Esta encuesta esta dirigida por el Departamento de Salud del Condado de Cumberland,
Sistema de Salud del Cape Fear Valley y los Socios del Equipo de Salud de la Comunidad

Por favor conteste las preguntas de abajo y devuelva al:

Su información es confidencial

Parte I. Demográficas

Por favor conteste las preguntas de abajo para propósitos estadísticos.

1. Yo Soy: ☐ Femenino ☐ Masculino
2. Mi edad es: ☐ menos de 25 ☐ 25-34 ☐ 35-44 ☐ 45-54 ☐ 55-64 ☐ 65-74 ☐ 75+
3. Mi raza es: ☐ Africano-Americano ☐ Caucásico ☐ Americano Nativo ☐ Hispano ☐ otra
4. Yo vivo en el condado de Cumberland: ☐ Si ☐ No
5. Yo trabajo en el condado de Cumberland: ☐ Si ☐ No
6. El nivel más alto de educación que yo he completado es: **(Marque uno solamente)**
☐ Grado 11 o menos ☐ Graduado de Escuela Superior o DEG ☐ Algo de colegio, pero no un grado
☐ Un Grado Asociado ☐ Una Licenciatura ☐ Titulo de Universidad
7. Mi ingreso el año pasado fue de:
☐ Menos de \$10,000 ☐ \$10,000-\$19,000 ☐ \$20,000-\$29,000 ☐ \$30,000-\$49,999
☐ \$50,000-\$74,999 ☐ \$75,000-\$99,999 ☐ \$100,000+ ☐ No se
8. Yo estoy: ☐ Empleado ☐ Desempleado ☐ Retirado
9. Mi área de trabajo es mejor descrita como:
☐ Agricultura/granjero ☐ Gobierno ☐ Educación ☐ Estudiante
☐ Comercio/industria ☐ Voluntario ☐ Atención médica ☐ Ama de casa
☐ Trabajador migrante ☐ Otro ☐ Sin empleo
10. ¿Tiene seguro de salud? ☐ Si ☐ No
11. ¿Cuál es su seguro de salud? ☐ Medicare ☐ Medicaid ☐ Seguro Privado ☐ Tricare
☐ No se ☐ Ninguno
12. ¿Ha visitado usted un proveedor médico en el pasado año? ☐ Si ☐ No
13. ¿Es usted padre/madre soltero/a? ☐ Si ☐ No
14. Número de niños en el hogar menores de 18 años: ☐ Ninguno ☐ Uno ☐ Dos ☐ Tres
☐ Cuatro ☐ Cinco o más
15. ¿Las inmunizaciones de los niños están al día? ☐ Si ☐ No ☐ No se ☐ N/A
16. ¿Esta usted destituido/sin hogar? ☐ Si ☐ No
17. Tiene usted: ☐ Agua de la ciudad/condado ☐ Agua de pozo
18. ¿Fuma usted o usa productos de tabaco? ☐ Si ☐ No
19. ¿Alguien en su hogar fuma o usa productos de tabaco? ☐ Si ☐ No
20. ¿Tiene su hogar detectores de humo que funcionan? ☐ Si ☐ No
21. ¿Tiene su hogar detectores de monóxido de carbón que funcionan? ☐ Si ☐ No
22. ¿Tiene su familia un equipo de materiales básicos de emergencia? ☐ Si ☐ No
(ej.: agua, alimentos no perecederos, recetas necesarias, materiales de primeros auxilios, linternas/pilas, etc.)
23. ¿Maneja usted? ☐ Si ☐ No
24. ¿Tiene usted su propia transportación? ☐ Si ☐ No
25. ¿Tiene usted un proveedor de salud primario? ☐ Si ☐ No
26. ¿Ha sido usted visto por su proveedor de salud primario en el pasado año? ☐ Si ☐ No ☐ N/A
27. ¿Ha sido tratado en la Sala de Emergencia del Hospital en el pasado año? ☐ Si ☐ No

1 de 3

Appendix 3: Community Health Needs Assessment Survey - Spanish

Parte II. Encuesta de Salud: Esta encuesta ayudará a identificar las inquietudes de salud de nuestra comunidad.

28. En su opinión, ¿de que mueren mas las personas en su comunidad? **(Marcar un encasillado)**
- | | |
|---|---|
| <input type="checkbox"/> Asma/Enfermedad pulmonar | <input type="checkbox"/> Diabetes |
| <input type="checkbox"/> Cáncer del Seno | <input type="checkbox"/> Enfermedad Cardiaca/infartos |
| <input type="checkbox"/> Cáncer de próstata | <input type="checkbox"/> Violencia |
| <input type="checkbox"/> Otro tipo de cáncer | <input type="checkbox"/> VIH/SIDA/ETS |
| <input type="checkbox"/> Depresión/Suicidio | |
29. En su opinión, ¿cuál es el asunto principal de salud en su comunidad? **(Marcar un encasillado)**
- | | |
|--|---|
| <input type="checkbox"/> Embarazo Juvenil | <input type="checkbox"/> Cáncer |
| <input type="checkbox"/> Salud Dental | <input type="checkbox"/> VIH/SIDA/ETS |
| <input type="checkbox"/> Enfermedad del Corazón/Derrame Cerebral | <input type="checkbox"/> Enfermedades de Transmisión Sexual |
| <input type="checkbox"/> Falta de ejercicio | <input type="checkbox"/> Crimen |
| <input type="checkbox"/> Salud Mental | <input type="checkbox"/> Diabetes |
| <input type="checkbox"/> Choques de Auto | <input type="checkbox"/> Abuso de niños |
| <input type="checkbox"/> Presión de Sangre Alta | <input type="checkbox"/> Asma |
| <input type="checkbox"/> Depresión | <input type="checkbox"/> Obesidad |
| <input type="checkbox"/> Abuso de Alcohol/Droga | <input type="checkbox"/> Hábitos de alimentación pobres |
30. ¿Cuál es el factor principal que no permite que usted y su familia busquen tratamiento médico? **(Marcar un encasillado)**
- | | |
|---|---|
| <input type="checkbox"/> Transportación | <input type="checkbox"/> Localización inconveniente |
| <input type="checkbox"/> No poder pagar los servicios médicos/medicina | <input type="checkbox"/> Tiempo de espera |
| <input type="checkbox"/> Barrera del lenguaje | <input type="checkbox"/> No me gusta el proveedor |
| <input type="checkbox"/> Miedo/no estar listo para enfrentar problemas de salud | <input type="checkbox"/> Inquietudes sobre Confidencialidad |
| <input type="checkbox"/> Cuido de niños | <input type="checkbox"/> Empleados poco amistosos |
| <input type="checkbox"/> Falta de acceso para Discapacitados | |
31. En su comunidad, ¿cuál es el articulo principal para el cual las personas no tienen fondos?: **(Marcar un encasillado)**
- | | | | | |
|------------------------------------|------------------------------------|---|--|-------------------------------------|
| <input type="checkbox"/> Alimentos | <input type="checkbox"/> Medicinas | <input type="checkbox"/> Transportación | <input type="checkbox"/> Seguro Médico | <input type="checkbox"/> Utilidades |
|------------------------------------|------------------------------------|---|--|-------------------------------------|
32. ¿Cuál es el articulo número uno que a usted le gustaría ver en su comunidad para mejorar la salud de sus ciudadanos? **(Marcar un encasillado)**
- | | |
|--|--|
| <input type="checkbox"/> Más locales para más Opciones de Alimentos Saludables | <input type="checkbox"/> Más acceso a Clínicas fuera de horas |
| <input type="checkbox"/> Acceso mejorado para Evaluaciones de Salud | <input type="checkbox"/> Programas de Deportes para todas las edades |
| <input type="checkbox"/> Más Lugares Libres-de-Humo | |
| <input type="checkbox"/> Ninguna | |
33. ¿Usted o alguien en su familia tiene los siguientes problemas de salud? **(Marque todos los que aplican)**
- | | |
|---|---|
| <input type="checkbox"/> Cáncer | <input type="checkbox"/> VIH/SIDA |
| <input type="checkbox"/> Enfermedad Cardiaca | <input type="checkbox"/> Problema de peso |
| <input type="checkbox"/> Presión de sangre alta | <input type="checkbox"/> Asma |
| <input type="checkbox"/> Diabetes | |
34. ¿A su familia le falta alguno de los siguientes servicios? **(Marque todos los que aplican)**
- | | |
|--|---|
| <input type="checkbox"/> Medicina | <input type="checkbox"/> Transportación |
| <input type="checkbox"/> Plomería Interior | <input type="checkbox"/> Electricidad/combustible |
| <input type="checkbox"/> Agua corriente | <input type="checkbox"/> Ninguna |
35. ¿Qué programa de salud a usted le gustaría que este mas disponible en su comunidad? **(Marcar un encasillado)**
- | | |
|--|--------------------------------------|
| <input type="checkbox"/> Prevención del Embarazo Juvenil | <input type="checkbox"/> Auto Estima |
| <input type="checkbox"/> Salud para Hombres | <input type="checkbox"/> Crianza |

Appendix 3: Community Health Needs Assessment Survey - Spanish

- ☐ Salud para Mujeres
☐ Dejar de Fumar
☐ Nutrición
☐ Actividad Física
- ☐ Seguridad en el uso de asiento de niños
☐ Educación Alfabetismo
☐ Abuso de drogas/Alcohol
36. ¿Con cual servicio tiene usted el mayor problema en encontrar o conseguir información de cómo usar?
(Marcar un encasillado)
- | | |
|---|---|
| <input type="checkbox"/> Cuidado Para Después de Clases | <input type="checkbox"/> Cuidado Dental |
| <input type="checkbox"/> Salud en el Hogar | <input type="checkbox"/> Cuidado de Salud Mental/Consejería |
| <input type="checkbox"/> Cuidado de Niños Diurno | <input type="checkbox"/> Tratamiento para Alcohol & Drogas |
| <input type="checkbox"/> Hospicio | <input type="checkbox"/> Matricularse en Medicare o Medicaid |
| <input type="checkbox"/> Cuidado de Emergencia | <input type="checkbox"/> Servicio de Emergencias 911 |
| <input type="checkbox"/> Hospital | <input type="checkbox"/> Facilidades de cuidado a largo plazo |
| <input type="checkbox"/> Salud Pública | <input type="checkbox"/> Inmunizaciones |
| <input type="checkbox"/> Cuidado de Adultos Diurno | <input type="checkbox"/> Farmacia/Tiendas de Fármacos |
| <input type="checkbox"/> Transportación | <input type="checkbox"/> Ayuda con Alimentos |
| <input type="checkbox"/> Servicios Sociales | <input type="checkbox"/> Ayuda de Vivienda |
| <input type="checkbox"/> Clínicas de Cuidado Urgente Horas Extendidas | <input type="checkbox"/> Ayuda con las utilidades |
| <input type="checkbox"/> Cuidado para mujeres embarazadas | <input type="checkbox"/> Nutrición |
37. ¿Recibió usted una inyección contra la influenza el pasado año? ☐ Si ☐ No
38. ¿Esta usted satisfecho con los servicios de cuidado de salud en su comunidad?
☐ Mucho ☐ Más o menos ☐ No del todo ☐ Sin opinión
39. En su opinión, ¿cuál es su principal preocupación en su comunidad? **(Marcar un encasillado)**
- | | |
|---|---|
| <input type="checkbox"/> Seguridad de Tráfico | <input type="checkbox"/> Deshecho de Desperdicios Sólidos |
| <input type="checkbox"/> Oportunidades de Empleo | <input type="checkbox"/> Crimen |
| <input type="checkbox"/> Facilidades y programas recreacionales | <input type="checkbox"/> Vivienda |
| <input type="checkbox"/> Calidad del Aire | <input type="checkbox"/> Preparación para emergencias |
| <input type="checkbox"/> Control de Animales | <input type="checkbox"/> Servicios Legales |
| <input type="checkbox"/> Transportación Pública | <input type="checkbox"/> Discriminación Racial/étnica |
| <input type="checkbox"/> Suministro y Calidad del Agua | <input type="checkbox"/> Seguridad con los alimentos |
40. ¿A dónde va usted para cuidado de rutina cuando esta enfermo? **(Marcar un encasillado)**
- | | |
|--|---|
| <input type="checkbox"/> Oficina del Doctor | <input type="checkbox"/> Quiropráctico |
| <input type="checkbox"/> Sala de emergencia del Hospital | <input type="checkbox"/> Otro |
| <input type="checkbox"/> Clínicas gratuitas | <input type="checkbox"/> Cuidado de Urgencia |
| <input type="checkbox"/> Departamento de Salud | <input type="checkbox"/> Yo no busco cuidado de salud |
41. En su opinión, ¿cuál asunto abajo es un problema mayor en su comunidad?
- | | |
|--|---|
| <input type="checkbox"/> Abuso de Alcohol/Drogas | <input type="checkbox"/> Delincuencia Juvenil |
| <input type="checkbox"/> Fumar/uso de Tabaco | <input type="checkbox"/> Suicidio |
| <input type="checkbox"/> No usar cinturones de seguridad | <input type="checkbox"/> Embarazo en los jóvenes |
| <input type="checkbox"/> Estar sin hogar | <input type="checkbox"/> Abuso de niños |
| <input type="checkbox"/> Seguridad en el Trabajo | <input type="checkbox"/> Hábitos de alimentación pobres |
| <input type="checkbox"/> Comportamiento Violento | <input type="checkbox"/> Acceso a y uso de armas |
42. Pensando en su comunidad, ¿que tipo de lugar es para vivir?
☐ Excelente ☐ Bueno ☐ Más o menos ☐ Pobre

¡Gracias por llenar esta encuesta!

Resultados de la encuestas serán reportados a la comunidad.

3 de 3

Appendix 4:

Letter from CFVHS and Cumberland County

The following page includes a letter from Buck Wilson, Cumberland County Health Director and Michael Nagowski, President of Cape Fear Valley Health System to the Community Health Needs Assessment Partners.

Appendix 4: Letter from CFVHS and Cumberland County



COMMUNITY HEALTH
ASSESSMENT PLANNING
COLLABORATIVE



January 6, 2016

Director
Agency/Organization
Address
Fayetteville, NC 28301

Dear Director:

The Cumberland County Department of Public Health and Cape Fear Valley Health System cordially invite you to participate in a community health assessment planning meeting scheduled for January 28, 2016 from 10:00am to 11:00 am. The meeting will be held at the Cumberland County Department of Public Health in the auditorium on the third floor.

We are requesting that you or a representative from your agency/organization serve on our community health assessment team. The community health assessment team will lead the process in developing a comprehensive document on the health of our county. This process involves a collaborative effort among multiple agencies and organizations as well as community members.

A brief overview of the Community Health Assessment (CHA) process will be presented at the meeting and the community health assessment team will be divided into three sub-groups, (1) the advisory group, (2) the work group and (3) the co-facilitators for the project based upon member interest. The role of each sub-group will be discussed during the meeting.

We hope that you (or your organizational representative) will be able to join us for the meeting. We anticipate an hour meeting will suffice. Kindly respond with your acceptance or regrets by January 22nd to: Barbara Carraway at (910) 433-3893 or bcarraway@co.cumberland.nc.us or William Haithcock at (910) 904-8839 or whait@capefearvalley.com.

Sincerely,

Buck Wilson, Public Health Director
Cumberland County Department of Public Health

Michael Nagowski, CEO
Cape Fear Valley Health System

Appendix 5: Partner Collaborative Meeting January 2016

The following pages include discussion points provided at the Partner Collaborative Meeting in January 2016.

**CUMBERLAND COUNTY
COMMUNITY HEALTH
ASSESSMENT PLANNING
COLLABORATIVE**
January 23, 2016

1

What is a Community Health Assessment?

> A community health assessment is a multi-step process that collects and analyzes data about health care issues and health care needs of a given population.

2

Why do an Assessment?

Community Health Assessment reveals:

- > Factors that affect the health of a population.
- > Resident's needs, concerns and interests.
- > Community resources.
- > CHA is mandated as part of LHD Accreditation.

3

Why do an Assessment?

Cape Fear Valley Health System

- > Patient Protection and Affordable Care Act was enacted March 23, 2010 and added requirement for Community Health Needs Assessment (CHNA) report
- > CHNA must be completed once every three years for each licensed hospital facility for tax years beginning after March 2012
- > IRS 990 tax form has questions that are specific to CHNA report
- > Penalties for non-compliance
- > \$30,000 per year per facility
- > Possible impact on exempt status

4

CHA Process

Step 1 Establish and organize the CHA Team	Step 5 Determine Health priorities
Step 2 Collect Community Data	Step 6 Develop a Document
Step 3 Collect Secondary Data	Step 7 Disseminate the Document
Step 4 Analyze and Interpret Data	Step 8 Develop Action Plans

5

Step 1— Establish and Organize a CHA Team

- > The CHA team is a group of representatives from local agencies, organizations and community residents.
- > The CHA team has three committees:
 - o Advisory committee
 - o Work group
 - o Project Facilitator → Co-Facilitators

6

Advisory Group

- > Consist of a larger group of people who agree to serve as advisors for the project
- > Agree to meet for a defined period of time; i.e., 3 to 4 times.
- > Review statistics, survey data and other forms of information about the community.

7

Work Group

The work group provides the majority of the work necessary to complete the process.

- > Lead the process.
- > Become the community "experts" in the assessment process.
- > Establish and meet with subcommittees as needed.
- > Perform or delegate data collection work.

8

Project Facilitators

- > Co-facilitators coordinates the assessment process.
- > Responsible for keeping the process moving.
- > Coordinates CHA team meetings

9

Step 2-Collect Community Data

- > Assess the status of the community by collecting local data to discover the community's viewpoint and concerns about health care needs and other issues.
- > Use surveys, meetings, websites to gather statistical information.

10

Step 3-Collect Secondary Data

- > Compare the county's health statistics with previous county data, peer counties, and the state to identify possible health problems.
- > Compile this information for a picture of what's happening in your community.
- > Review your county level data book and Health Stats.

11

Step 4-Analyze and Interpret Data

- > Review steps 2 and 3 data looking for changes, trends, and emerging issues.
- > Compare data with peer counties and the state.
- > Discuss what the data means to the community.

12

Step 5-Determine Health Priorities

- > Report Step 4 assessment results to the community.
- > Seek community input and feedback.
- > Determine priority health issues.

13

Step-6 Develop a Document

Cumberland County Health Department

- > Present information collected in a stand-alone document.
- > Develop an Executive Summary for wide distribution.
- > Present to Board of Health and County Commissioners.

14

Step-6 Develop a Document

Cape Fear Valley Health System

Develop Written report outlining:

- > Community served.
- > Process & methods used to conduct surveys and assessments.
- > Input from persons with expertise in public health.
- > Prioritized community health needs.
- > Description of existing health care facilities and other resources to meet needs.

15

Step 7-Share the Document

Cumberland County Health Department

- > Share the community health assessment findings with all sections of the community.
- > Send the document to Division of Public Health.

Cape Fear Valley Health System

- > Post link on health system website that can access copy of completed CHNA.

16

Step – 8 Develop Action Plans

Cumberland County Health Department

- > Develop a plan of action to address health priorities identified in step 5.
- > Include input from partners and community members.
- > Develop with realistic expectations.
- > Develop within budget and resources available.
- > Use evidence-based interventions.

17

Step – 8 Develop Action Plans

Cape Fear Valley Health System

- > Development of Implementation Strategy Plan required.
- > Plan must either describe how facility will address identify health needs or explain why needs cannot be addressed by health system.
- > Plan must outline required resources and currently available.
- > Collaboration with other organizations and health experts is encouraged.
- > Plan to be Approved by Hospital Board.

18

Questions ?

19

Appendix 6: Cape Fear Valley Community Outreach Programs

The following list itemizes the number and type of Community Outreach Programs provided by Cape Fear Valley Health System in Cumberland County.

Date	Activity Name	County	Purpose	# Served
1/4/2013	Terry Sanford High School	Cumberland	Blood Drive	90
1/8/2013	Passport To Health Dinner	Cumberland	Stroke Prevention & Treatment	130
1/8/2013	Cape Fear Valley Medical Center	Cumberland	Blood Drive	26
1/9/2013	Dupont	Cumberland	Blood Drive	16
1/10/2013	Mended Hearts	Cumberland	Support for Cardiac Patients	7
1/10/2013	Pacemaker Support Group	Cumberland	Support	30
1/13/2013	Human Heart & Blood Drop	Cumberland	Education & Awareness on Blood Donation & Heart Awareness Month	50
1/14/2013	Passport to Health Luncheon	Cumberland	Stroke Prevention & Treatment	139
1/14/2013	Cross Creek Early College	Cumberland	Blood Drive	30
1/15/2013	PWC	Cumberland	Blood Drive	18
1/15/13	Fayetteville Extension of the Raleigh District Dietetic Association	Cumberland	Presentation/Awareness	10
1/16/2013	Methodist University	Cumberland	Blood Drive	48
1/18/2013	Logan's Roadhouse	Cumberland	Blood Drive	9
1/22/2013	FTCC (Spring Lake)	Cumberland	Blood Drive	15
1/24/2013	Uterine Fibroid Seminar	Cumberland	Education	40
1/24/2013	Cape Fear High School	Cumberland	Blood Drive	76
1/25/2013	Westover High School	Cumberland	Blood Drive	86
1/26/2013	Elite Zone	Cumberland	Blood Drive	21
1/28/2013	Howard Health & Life Sciences	Cumberland	Blood Drive	20
1/30/2013	FTCC	Cumberland	Blood Drive	102
1/31/2013	South View High School	Cumberland	Blood Drive	85
2/1/2013	Jack Britt High School	Cumberland	Blood Drive	110
2/2/2013	True Vine Ministries	Cumberland	Blood Drive	39
2/2/2013	Play 4 Kay: Methodist College	Cumberland	Breast Health and Early Detection, mammography	200
2/4/2013	E.E. Smith High School	Cumberland	Blood Drive	73
2/4/2013	Bartender's Ball at Itz Entertainment	Cumberland	Breast Health and Early Detection, mammography	500
2/5/2013	Passport To Health Dinner	Cumberland	Early Heart Attack Care: Reducing Heart Damage From A Heart Attack	128

Appendix 6: Cape Fear Valley Community Outreach Programs

Date	Activity Name	County	Purpose	# Served
2/5/2013	Community Visitor During Heart Awareness Month at E.E. Miller Prime Time Program	Cumberland	Heart Failure Education	45
2/5/2013	Gray's Creek High School	Cumberland	Blood Drive	104
2/6/2013	Reid Ross Classical	Cumberland	Blood Drive	45
2/7/2013	Beaver Dam Volunteer Fire Department	Cumberland	Blood Drive	50
2/8/2013	Fayetteville Observer	Cumberland	Blood Drive	21
2/10/2013	FireAntz Kidz Night	Cumberland	Awareness: Blood Donor Center	200
2/11/2013	Heart Failure: Risk Factors & Treatment Health Fair & Keynote Address	Cumberland	Blood Pressure Screening, more than 20 exhibits including low-cost prescription services, diabetes education, stroke prevention	
2/11/2013	Heart Failure Community Education Event	Cumberland	Heart Failure Education	130
2/11/2013	Massey Hill Classical	Cumberland	Blood Drive	19
2/11/2013	Heart Failure Symposium	Cumberland	Heart Failure Education	unknown
2/12/2013	Headquarters Library	Cumberland	Blood Drive	14
2/12/2013	Cumberland County Government	Cumberland	Blood Drive	24
2/15/2013	Seventy-First High School	Cumberland	Blood Drive	74
2/16/2013	Family & Friends CPR: Hands Only CPR	Cumberland	Teaching Hands Only CPR	
2/16/2013	Delta Sigma Theta Sorority Inc.	Cumberland	Blood Drive	5
2/19/2013	Miller-Motte College	Cumberland	Blood Drive	40
2/20/2013	Eaton Corporation	Cumberland	Blood Drive	40
2/21/2013	CC Health Department	Cumberland	Blood Drive	15
2/21/2013	CC Department of Social Services	Cumberland	Blood Drive	15
2/21/2013	Gray's Creek Fire Department	Cumberland	Blood Drive	21
2/23/2013	Women in Action Health Fair	Cumberland	Awareness & Education	45
2/23/2013	FastMed Urgent Care	Cumberland	Blood Drive	5
2/25/2013	Passport To Health Luncheon	Cumberland	Early Heart Attack Care: Reducing Heart Damage From A Heart Attack	138
2/25/2013	Cumberland County Employee Wellness Fair	Cumberland	Blood Pressure & Blood Sugar screening, Awareness and Education	1000
2/25/2013	Girl Scout Health Fair	Cumberland	Breast Health and Early Detection, mammography	25
Date	Activity Name	County	Purpose	#

Appendix 6: Cape Fear Valley Community Outreach Programs

				Served
2/26/2013	Cumberland County Employee Wellness Fair	Cumberland	Blood Pressure & Blood Sugar screening, Awareness and Education	500
2/26/2013	Douglas Bryd High School	Cumberland	Blood Drive	92
2/27/2013	Cumberland County Employee Wellness Fair	Cumberland	Blood Pressure & Blood Sugar screening, Awareness and Education	500
2/28/2013	Arthritis of the Hip & Knee	Cumberland	Orthopedic Awareness	18
2/28/2013	Amedisys Hospice Care	Cumberland	Blood Drive	12
3/1/2013	Pine Forrest High School	Cumberland	Blood Drive	90
3/8/2013	Max Abbott Middle School	Cumberland	Blood Drive	12
3/8/2013	Bryan Honda	Cumberland	Blood Drive	7
3/8/2013	State Farm Insurance (Rodney Sherrill)	Cumberland	Blood Drive	14
3/11/2013	Passport To Health Luncheon	Cumberland	Reduce Your Risk Of Colon Cancer	140
3/12/2013	Valley Auto World	Cumberland	Blood Drive	12
3/12/2013	Systel	Cumberland	Blood Drive	19
3/13/2013	Berean Baptist Academy	Cumberland	Blood Drive	34
3/14/2013	Statewide Cancer Survivors Summit	Cumberland	Per therapy to Cancer Patients, caregiving, education and awareness	250
3/14/2013	Mended Hearts	Cumberland	Support for Cardiac Patients	7
3/15/2013	Wal-Mart	Cumberland	Blood Drive	26
3/18/2013	Passport To Health Dinner	Cumberland	Reduce Your Risk Of Colon Cancer	97
3/18/2013	Cumberland County EMS	Cumberland	Blood Drive	12
3/19/2013	Health Pavilion North	Cumberland	Blood Drive	12
3/19/2013	Highsmith-Rainey Specialty Hospital	Cumberland	Blood Drive	9
3/19/2013	Rick Hendrick Toyota	Cumberland	Blood Drive	10
3/19/2013	PWC	Cumberland	Blood Drive	13
3/19/13	HCDD: Nursing Congress	Cumberland	Presentation/Awareness: Health Care Decision Day	20
3/20/2013	Terry Sanford High School	Cumberland	Blood Drive	120
3/21/2013	FTCC (Spring Lake)	Cumberland	Blood Drive	23
3/21/2013	City Hall	Cumberland	Blood Drive	30
3/22/2013	Cape Fear Valley Medical Center	Cumberland	Blood Drive	52
3/25/2013	Cape Fear High School	Cumberland	Blood Drive	104
3/26/2013	Howard Health & Life Sciences	Cumberland	Blood Drive	12
3/26/2013	LaFayette Lincoln Ford	Cumberland	Blood Drive	9
3/27/2013	Westover High School	Cumberland	Blood Drive	85
3/29/2013	Bullard Furniture	Cumberland	Blood Drive	18
Date	Activity Name	County	Purpose	#

Appendix 6: Cape Fear Valley Community Outreach Programs

				Served
3/30/2013	Carmike Westwood	Cumberland	Blood Drive	5
4/1/13	Nursing Academy Students	Cumberland	Presentation/Awareness	30
4/2/2013	Passport To Health Dinner	Cumberland	Advance Directives	93
4/2/13	AD: Passport to Health	Cumberland	Presentation/Awareness- Advanced Directives	77
4/4/2013	Coca-Cola	Cumberland	Blood Drive	23
4/5/2013	Fayetteville Mortgage Bankers Association	Cumberland	Blood Drive	20
4/6/2013	Passport To Health	Cumberland	Peripheral Arterial Disease Screening	12
4/6/2013	Mt. Zion AME Health Workshop	Cumberland	Awareness & Education, Heart Health	50
4/6/2013	Oh, My Aching Back!	Cumberland	Seniors: Awareness & Education	109
4/10/2013	Methodist University	Cumberland	Blood Drive	30
4/10/2013	Dupont	Cumberland	Blood Drive	13
4/11/2013	Passport To Health	Cumberland	AARP Driver Safety Class	13
4/11/2013	FTCC	Cumberland	Blood Drive	82
4/11/2013	Mended Hearts	Cumberland	Support for Cardiac Patients	7
4/11/2013	Pacemaker Support Group	Cumberland	Support	28
4/12/2013	FTCC	Cumberland	Blood Drive	30
4/12/2013	Oh, My Aching Back!	Cumberland	Seniors: Awareness & Education	142
4/16/2013	Gray's Creek High School	Cumberland	Blood Drive	140
4/16/13	HCDD: CFV Staff/Visitors	Cumberland	Presentation/Awareness: Health Care Decision Day	
4/17/2013	Reid Ross Classical	Cumberland	Blood Drive	42
4/17/13	HCDD: Highsmith Staff/Visitors	Cumberland	Presentation/Awareness: Health Care Decision Day	
4/18/2013	SR-AHEC	Cumberland	Blood Drive	10
4/18/2013	Lillian Black Elementary School	Cumberland	Blood Drive	11
4/18/2013	WT Brown Elementary School	Cumberland	Blood Drive	9
4/18/2013	Family Fun Fitness Night and Community Health Fair	Cumberland	Breast Health and Early Detection, mammography	100
4/20/2013	Fayetteville Police Department Loch Lomand Community Day	Cumberland	Awareness & Education	200
4/23/2013	E.E. Smith High School	Cumberland	Blood Drive	92
4/23/13	HCDD: CFV Staff/Visitors	Cumberland	Presentation/Awareness: Health Care Decision Day	
4/24/2013	Teen Pregnancy Prevention: Real Talk	Cumberland	Awareness & Education	500
4/24/2013	Passport To Health	Cumberland	Healthy Recipe Demonstration	23
Date	Activity Name	County	Purpose	#

Appendix 6: Cape Fear Valley Community Outreach Programs

Served				
4/24/2013	M.J. Soffe	Cumberland	Blood Drive	38
4/24/2013	UPS Cancer Awareness	Cumberland	Breast self-care and education	30
4/25/2013	West Bladen High School	Cumberland	Blood Drive	88
4/26/2013	Jack Britt High School	Cumberland	Blood Drive	110
4/27/2013	Dogwood Festival: Hands Only CPR	Cumberland	CPR Education	60
4/29/2013	Passport To Health Luncheon	Cumberland	Advance Directives	149
4/29/2013	Massey Hill Classical	Cumberland	Blood Drive	33
4/29/13	AD: Passport to Health	Cumberland	Presentation/Awareness- Advanced Directives	150
4/30/2013	Passport To Health	Cumberland	Plastic Surgery seminar	48
4/30/2013	South View High School	Cumberland	Blood Drive	120
4/30/13	HCDD: HPN Staff/Visitors	Cumberland	Presentation/Awareness: Health Care Decision Day	
5/1/13	HCDD: HealthPlex Staff/Visitors	Cumberland	Presentation/Awareness: Health Care Decision Day	
5/3/2013	Pine Forest High School	Cumberland	Blood Drive	120
5/3/2013	Pine Forest High School	Cumberland	Blood Drive	120
5/4/2013	Eastover Heritage Day 2013	Cumberland	Blood Drive	22
5/4/2013	Dragon's Lair	Cumberland	Blood Drive	15
5/4/2013	Eastover Heritage Day 2013	Cumberland	Blood Drive	22
5/4/2013	Dragon's Lair	Cumberland	Blood Drive	15
5/6/2013	Cross Creek Early College	Cumberland	Blood Drive	8
5/6/2013	Cross Creek Early College	Cumberland	Blood Drive	8
5/7/2013	Passport To Health Dinner	Cumberland	Hearing Loss & How To Buy A Hearing Aid	96
5/7/2013	Douglas Byrd High School	Cumberland	Blood Drive	110
5/7/2013	Douglas Byrd High School	Cumberland	Blood Drive	110
5/9/2013	Mended Hearts	Cumberland	Support for Cardiac Patients	7
5/10/2013	Seventy-First High School	Cumberland	Blood Drive	105
5/10/2013	Seventy-First High School	Cumberland	Blood Drive	105
5/11/2013	Japanese American Seniors Association	Cumberland	Heart Health, EHAC & Awareness	25
5/13/2013	Passport To Health Luncheon	Cumberland	Hearing Loss & How To Buy A Hearing Aid	125
5/14/2013	Miller-Motte College	Cumberland	Blood Drive	32
5/14/2013	Miller-Motte College	Cumberland	Blood Drive	32
5/15/2013	Terry Sanford High School	Cumberland	Blood Drive	140
5/15/2013	Terry Sanford High School	Cumberland	Blood Drive	140

Appendix 6: Cape Fear Valley Community Outreach Programs

Date	Activity Name	County	Purpose	# Served
5/16/2013	Haymount Methodist Health Fair	Cumberland	Heart Health	unknown
5/16/2013	Highsmith Rainey	Cumberland	blood Drive	15
5/16/2013	HPN	Cumberland	blood Drive	12
5/16/2013	Cumberland County Health Dept.	Cumberland	Blood Drive	12
5/16/2013	Cumberland County Dept. of Social Services	Cumberland	Blood Drive	19
5/16/2013	Highsmith Rainey	Cumberland	blood Drive	15
5/16/2013	HPN	Cumberland	blood Drive	12
5/16/2013	Cumberland County Health Dept.	Cumberland	Blood Drive	12
5/16/2013	Cumberland County Dept. of Social Services	Cumberland	Blood Drive	19
5/17/2013	Howard Hall Elementary	Cumberland	Blood Drive	20
5/17/2013	Howard Hall Elementary	Cumberland	Blood Drive	20
5/18/2013	S.O.S. Pint-for-Pint. Pint for a Pint	Cumberland	In-Center	54
5/18/2013	S.O.S. PINT-FOR-PINT. Pint for a Pint	Cumberland	In-Center	54
5/21/2013	Headquarters Library	Cumberland	Blood Drive	21
5/21/2013	Cumberland County Courthouse	Cumberland	Blood Drive	22
5/21/2013	Cumberland County EMS	Cumberland	Blood Drive	9
5/21/2013	Headquarters Library	Cumberland	Blood Drive	21
5/21/2013	Cumberland County Courthouse	Cumberland	Blood Drive	22
5/21/2013	Cumberland County EMS	Cumberland	Blood Drive	9
5/22/2013	BB&T Commercial Lending Group	Cumberland	Blood Drive	23
5/22/2013	CFV-Main	Cumberland	blood Drive	40
5/22/2013	BB&T Commercial Lending Group	Cumberland	Blood Drive	23
5/22/2013	CFV-Main	Cumberland	blood Drive	40
5/23/2013	Boots vs. Badges	Cumberland	Blood Drive	20
5/23/2013	Cumberland County EMS	Cumberland	Blood Drive	8
5/23/2013	Boots vs. Badges	Cumberland	Blood Drive	20
5/23/2013	Cumberland County EMS	Cumberland	Blood Drive	8
5/28/2013	Pastor's Coalition	Cumberland	Speakers and Awareness on CFV and BDC	30
5/28/2013	Minority Health Summit	Cumberland	Education	100
5/28/2013	Health Pavilion Hoke	Cumberland	Blood Drive	11

Appendix 6: Cape Fear Valley Community Outreach Programs

Date	Activity Name	County	Purpose	# Served
5/28/2013	Health Pavilion Hoke	Cumberland	Blood Drive	11
5/29/2013	Chick-fil-A Ramsey Street	Cumberland	Blood Drive	17
5/29/2013	Autumn Care of Fayetteville	Cumberland	Blood Drive	19
5/29/2013	Chick-fil-A Ramsey Street	Cumberland	Blood Drive	17
5/29/2013	Autumn Care of Fayetteville	Cumberland	Blood Drive	19
5/30/2013	Stroke Awareness & Prevention	Cumberland	Awareness & Education	36
5/30/2013	Celebration of Life Survivors Day Picnic	Cumberland	Community Awareness & Cancer Education	
6/1/2013	NICU Reunion	Cumberland	Community Awareness	
6/1/2013	Spring Lake Springfest	Cumberland	Education/bp screening	50
6/1/2013	Cliffdale Community Church	Cumberland	Blood Drive	25
6/1/2013	Cliffdale Community Church	Cumberland	Blood Drive	25
6/2/2013	Survivors Day Celebration	Cumberland	awareness and celebration	
6/4/2013	NC Dept of Transportation	Cumberland	Blood Drive	23
6/4/2013	PWC	Cumberland	Blood Drive	15
6/4/2013	NC Dept of Transportation	Cumberland	Blood Drive	23
6/4/2013	PWC	Cumberland	Blood Drive	15
6/5/2013	Eaton	Cumberland	Blood Drive	58
6/5/2013	Eaton	Cumberland	Blood Drive	58
6/6/2013	Hutchens, Senter, Kellam & Pettit	Cumberland	Blood Drive	20
6/6/2013	Hendrick Jeep Chrysler	Cumberland	Blood Drive	8
6/6/2013	Hutchens, Senter, Kellam & Pettit	Cumberland	Blood Drive	20
6/6/2013	Hendrick Jeep Chrysler	Cumberland	Blood Drive	8
6/11/2013	FTCC main campus	Cumberland	Blood Drive	45
6/11/2013	FTCC main campus	Cumberland	Blood Drive	45
6/11/13	EOL: Hospital Employees	Cumberland	Presentation/Awareness - End of Life	14
6/12/2013	WIDU Radio Station	Cumberland	Blood Drive	21
6/12/2013	WIDU Radio Station	Cumberland	Blood Drive	21
6/13/2013	City Hall	Cumberland	Blood Drive	19
6/13/2013	City Hall	Cumberland	Blood Drive	19
6/14/2013	Cargill, Inc.	Cumberland	Blood Drive	11
6/14/2013	Cargill, Inc.	Cumberland	Blood Drive	11
6/15/2013	Juneteenth event	Cumberland	Education	50
6/15/2013	Anderson Creek Christian Center	Cumberland	Blood Drive	30
6/15/2013	Anderson Creek Christian Center	Cumberland	Blood Drive	30

Appendix 6: Cape Fear Valley Community Outreach Programs

Date	Activity Name	County	Purpose	# Served
6/18/2013	Piedmont Natural Gas, Office	Cumberland	Blood Drive	23
6/18/2013	Bryan Honda	Cumberland	Blood Drive	9
6/18/2013	Piedmont Natural Gas, Office	Cumberland	Blood Drive	23
6/18/2013	Bryan Honda	Cumberland	Blood Drive	9
6/18/2013	Bryan Honda	Cumberland	Blood Drive	9
6/19/2013	Dupont	Cumberland	Blood Drive	11
6/19/2013	Dupont	Cumberland	Blood Drive	11
6/19/2013	Dupont	Cumberland	Blood Drive	11
6/20/2013	SR-AHEC	Cumberland	Blood Drive	9
6/20/2013	Fayetteville Association. Realtors	Cumberland	Blood Drive	3
6/20/2013	Rick Hendrick Toyota	Cumberland	Blood Drive	6
6/20/2013	LaFayette Ford Lincoln	Cumberland	Blood Drive	2
6/20/2013	SR-AHEC	Cumberland	Blood Drive	9
6/20/2013	Fayetteville Association. Realtors	Cumberland	Blood Drive	3
6/20/2013	Rick Hendrick Toyota	Cumberland	Blood Drive	6
6/20/2013	LaFayette Ford Lincoln	Cumberland	Blood Drive	2
6/20/2013	SR-AHEC	Cumberland	Blood Drive	9
6/20/2013	Fayetteville Association. Realtors	Cumberland	Blood Drive	3
6/20/2013	Rick Hendrick Toyota	Cumberland	Blood Drive	6
6/20/2013	LaFayette Ford Lincoln	Cumberland	Blood Drive	2
6/22/2013	True Vine Ministries	Cumberland	Blood Drive	3
6/22/2013	True Vine Ministries	Cumberland	Blood Drive	3
6/22/2013	True Vine Ministries	Cumberland	Blood Drive	3
6/25/2013	Valley Auto World	Cumberland	Blood Drive	10
6/25/2013	Systel Building	Cumberland	Blood Drive	15
6/25/2013	Omni Fitness	Cumberland	Blood Drive	7
6/25/2013	Valley Auto World	Cumberland	Blood Drive	10
6/25/2013	Systel Building	Cumberland	Blood Drive	15
6/25/2013	Omni Fitness	Cumberland	Blood Drive	7
6/25/2013	Valley Auto World	Cumberland	Blood Drive	10
6/25/2013	Systel Building	Cumberland	Blood Drive	15
6/25/2013	Omni Fitness	Cumberland	Blood Drive	7
6/26/2013	FTCC Spring Lake	Cumberland	Blood Drive	13
6/26/2013	FTCC Spring Lake	Cumberland	Blood Drive	13
6/26/2013	FTCC Spring Lake	Cumberland	Blood Drive	13

Appendix 6: Cape Fear Valley Community Outreach Programs

Date	Activity Name	County	Purpose	# Served
6/27/2013	Arthritis of the Hip & Knee	Cumberland	Orthopedic Awareness	29
6/27/2013	Pre-Fourth On The Border	Cumberland	Blood Drive	110
6/27/2013	Pre-Fourth On The Border	Cumberland	Blood Drive	110
6/27/2013	Pre-Fourth On The Border	Cumberland	Blood Drive	110
6/28/2013	Methodist University PA Program	Cumberland	Blood Drive	30
6/28/2013	Methodist University PA Program	Cumberland	Blood Drive	30
6/28/2013	Methodist University PA Program	Cumberland	Blood Drive	30
6/29/2013	All things in common ministries	Cumberland	Education/BP screening	35
6/29/2013	2nd chance ministries	Cumberland	Education/BP screening/speaker	30
7/2/2013	Chick-fil-A Skibo	Cumberland	Blood Drive	22
7/2/2013	Chick-fil-A Skibo	Cumberland	Blood Drive	22
7/2/2013	Chick-fil-A Skibo	Cumberland	Blood Drive	22
7/11/2013	CFVHS-Benefit's Fair	Cumberland	Blood Drive	16
7/11/2013	CFVHS-Benefit's Fair	Cumberland	Blood Drive	16
7/11/2013	CFVHS-Benefit's Fair	Cumberland	Blood Drive	16
7/11/2013	Asthma Education Class	Cumberland	Asthma Education & Training	45
7/12/2013	CFVHS-HIGHSMITH-RAINEY Benefit's Fair	Cumberland	Blood Drive	13
7/12/2013	CFVHS-HPN	Cumberland	Blood Drive	9
7/12/2013	CFVHS-HIGHSMITH-RAINEY Benefit's Fair	Cumberland	Blood Drive	13
7/12/2013	CFVHS-HPN	Cumberland	Blood Drive	9
7/12/2013	CFVHS-HIGHSMITH-RAINEY Benefit's Fair	Cumberland	Blood Drive	13
7/12/2013	CFVHS-HPN	Cumberland	Blood Drive	9
7/13/2013	Country-Hoe Down	Cumberland	Blood Drive	72
7/13/2013	Country-Hoe Down	Cumberland	Blood Drive	72
7/13/2013	Country-Hoe Down	Cumberland	Blood Drive	72
7/16/2013	Cross Creek Subaru	Cumberland	Blood Drive	6
7/16/2013	Cross Creek Subaru	Cumberland	Blood Drive	6
7/16/2013	Cross Creek Subaru	Cumberland	Blood Drive	6
7/16/2013	Cross Creek Subaru	Cumberland	Blood Drive	6
7/16/2013	Cross Creek Subaru	Cumberland	Blood Drive	6
7/18/2013	Loyal Seniors	Cumberland	Education	60
7/18/2013	Falcons Childrens Home	Cumberland	Blood Drive	17
7/18/2013	Falcons Childrens Home	Cumberland	Blood Drive	17
7/18/2013	Falcons Childrens Home	Cumberland	Blood Drive	17

Appendix 6: Cape Fear Valley Community Outreach Programs

Date	Activity Name	County	Purpose	# Served
7/18/2013	Falcons Childrens Home	Cumberland	Blood Drive	17
7/18/2013	Falcons Childrens Home	Cumberland	Blood Drive	17
7/18/2013	Understanding Your Insurance Coverage	Cumberland	patient presentation	30
7/19/2013	Rodney Sherrill - State Farm Insurance	Cumberland	Blood Drive	8
7/19/2013	Rodney Sherrill - State Farm Insurance	Cumberland	Blood Drive	8
7/19/2013	Rodney Sherrill - State Farm Insurance	Cumberland	Blood Drive	8
7/19/2013	Rodney Sherrill - State Farm Insurance	Cumberland	Blood Drive	8
7/19/2013	Rodney Sherrill - State Farm Insurance	Cumberland	Blood Drive	8
7/20/2013	BWW Christmas in July	Cumberland	Blood Drive	57
7/20/2013	BWW Christmas in July	Cumberland	Blood Drive	57
7/20/2013	BWW Christmas in July	Cumberland	Blood Drive	57
7/20/2013	BWW Christmas in July	Cumberland	Blood Drive	57
7/20/2013	BWW Christmas in July	Cumberland	Blood Drive	57
7/21/2013	Village Baptist Church	Cumberland	Blood Drive	10
7/21/2013	Village Baptist Church	Cumberland	Blood Drive	10
7/21/2013	Village Baptist Church	Cumberland	Blood Drive	10
7/21/2013	Village Baptist Church	Cumberland	Blood Drive	10
7/21/2013	Village Baptist Church	Cumberland	Blood Drive	10
7/24/2013	Prestage Foods	Cumberland	Blood Drive	52
7/24/2013	Prestage Foods	Cumberland	Blood Drive	52
7/24/2013	Prestage Foods	Cumberland	Blood Drive	52
7/24/2013	Prestage Foods	Cumberland	Blood Drive	52
7/24/2013	Prestage Foods	Cumberland	Blood Drive	52
7/25/2013	Asthma Education Class	Cumberland	Asthma Education & Training	35
7/26/2013	Angels healthcare community event	Cumberland	Education	25
7/26/2013	CFVHS-Main	Cumberland	Blood Drive	40
7/26/2013	CFVHS-Main	Cumberland	Blood Drive	40
7/26/2013	CFVHS-Main	Cumberland	Blood Drive	40
7/26/2013	CFVHS-Main	Cumberland	Blood Drive	40
7/26/2013	CFVHS-Main	Cumberland	Blood Drive	40
7/27/2013	FPD Community Empowerment Murchison	Cumberland	Education	400
7/27/2013	Fayetteville District New Bethel Church	Cumberland	Blood Drive	8

Appendix 6: Cape Fear Valley Community Outreach Programs

Date	Activity Name	County	Purpose	# Served
7/27/2013	Elite Zone Gaming Lounge	Cumberland	Blood Drive	11
7/27/2013	Fayetteville District New Bethel Church	Cumberland	Blood Drive	8
7/27/2013	Elite Zone Gaming Lounge	Cumberland	Blood Drive	11
7/27/2013	Fayetteville District New Bethel Church	Cumberland	Blood Drive	8
7/27/2013	Elite Zone Gaming Lounge	Cumberland	Blood Drive	11
7/27/2013	Fayetteville District New Bethel Church	Cumberland	Blood Drive	8
7/27/2013	Elite Zone Gaming Lounge	Cumberland	Blood Drive	11
7/27/2013	Fayetteville District New Bethel Church	Cumberland	Blood Drive	8
7/27/2013	Elite Zone Gaming Lounge	Cumberland	Blood Drive	11
7/31/2013	Epicenter Church	Cumberland	Blood Drive	29
7/31/2013	Epicenter Church	Cumberland	Blood Drive	29
7/31/2013	Epicenter Church	Cumberland	Blood Drive	29
7/31/2013	Epicenter Church	Cumberland	Blood Drive	29
7/31/2013	Epicenter Church	Cumberland	Blood Drive	29
8/3/2013	Annual Digging for Diamonds Event - Cross Creek Mall	Cumberland	Blood Drive	62
8/3/2013	Annual Digging for Diamonds Event - Cross Creek Mall	Cumberland	Blood Drive	62
8/3/2013	Annual Digging for Diamonds Event - Cross Creek Mall	Cumberland	Blood Drive	62
8/3/2013	Annual Digging for Diamonds Event - Cross Creek Mall	Cumberland	Blood Drive	62
8/3/2013	Annual Digging for Diamonds Event - Cross Creek Mall	Cumberland	Blood Drive	62
8/6/2013	2301 Robeson Plaza	Cumberland	Blood Drive	11
8/6/2013	Highsmith Rainey	Cumberland	Blood Drive	8
8/6/2013	Fayetteville Beauty College	Cumberland	Blood Drive	14
8/6/2013	2301 Robeson Plaza	Cumberland	Blood Drive	11
8/6/2013	Highsmith Rainey	Cumberland	Blood Drive	8
8/6/2013	Fayetteville Beauty College	Cumberland	Blood Drive	14
8/6/2013	2301 Robeson Plaza	Cumberland	Blood Drive	11
8/6/2013	Highsmith Rainey	Cumberland	Blood Drive	8
8/6/2013	Fayetteville Beauty College	Cumberland	Blood Drive	14

Appendix 6: Cape Fear Valley Community Outreach Programs

Date	Activity Name	County	Purpose	# Served
8/6/2013	2301 Robeson Plaza	Cumberland	Blood Drive	11
8/6/2013	Highsmith Rainey	Cumberland	Blood Drive	8
8/6/2013	Fayetteville Beauty College	Cumberland	Blood Drive	14
8/6/2013	2301 Robeson Plaza	Cumberland	Blood Drive	11
8/6/2013	Highsmith Rainey	Cumberland	Blood Drive	8
8/6/2013	Fayetteville Beauty College	Cumberland	Blood Drive	14
8/7/2013	Maidenform - Fayetteville Distribution	Cumberland	Blood Drive	26
8/7/2013	Maidenform - Fayetteville Distribution	Cumberland	Blood Drive	26
8/7/2013	Maidenform - Fayetteville Distribution	Cumberland	Blood Drive	26
8/7/2013	Maidenform - Fayetteville Distribution	Cumberland	Blood Drive	26
8/7/2013	Maidenform - Fayetteville Distribution	Cumberland	Blood Drive	26
8/10/2013	Marvin United Methodist Church	Cumberland	Blood Drive	19
8/10/2013	Marvin United Methodist Church	Cumberland	Blood Drive	19
8/10/2013	Marvin United Methodist Church	Cumberland	Blood Drive	19
8/10/2013	Marvin United Methodist Church	Cumberland	Blood Drive	19
8/10/2013	Marvin United Methodist Church	Cumberland	Blood Drive	19
8/14/13	EOL: Hospital Employees	Cumberland	Presentation/Awareness - End of Life	4
8/15/2013	Asthma Education Class	Cumberland	Asthma Education & Training	28
8/16/2013	Carillon Assisted Living	Cumberland	Blood Drive	6
8/16/2013	Village Green Rehab	Cumberland	Blood Drive	13
8/16/2013	Hutchens Senter Kellam & Pettit	Cumberland	Blood Drive	19
8/17/2013	Omega Psi Phi Education Symposium	Cumberland	Blood Drive	7
8/19/2013	Unilever	Cumberland	Blood Drive	20
8/20/2013	Headquarters Library	Cumberland	Blood Drive	23
8/20/2013	CC-Government	Cumberland	Blood Drive	19
8/20/2013	Piedmont Natural Gas, Office	Cumberland	Blood Drive	25
8/20/13	EOL: CPE Interns	Cumberland	Presentation/Awareness - End of Life	8
8/21/2013	Eaton	Cumberland	Blood Drive	45
8/21/2013	ESPN Radio	Cumberland	Blood Drive	6
8/23/2013	Logan's Roadhouse	Cumberland	Blood Drive	9

Appendix 6: Cape Fear Valley Community Outreach Programs

Date	Activity Name	County	Purpose	# Served
8/23/2013	Building 4200	Cumberland	Blood Drive	10
8/24/2013	Umoja Festival	Cumberland	Outreach to Minority Health, Multiple Screenings	1500
8/24/2013	Umoja Festival	Cumberland	Blood Typing & Anemia Therapy	160
8/24/2013	Methodist University Orientation	Cumberland	Donating Blood Info table and Blood Drive	350
8/24/2013	Methodist University Freshman Orientation	Cumberland	Blood Drive	45
8/26/2013	Howard Health & Life Sciences	Cumberland	Blood Drive	7
8/26/2013	Cross Creed Early College	Cumberland	Blood Drive	35
8/27/2013	CC-Health	Cumberland	Blood Drive	15
8/27/2013	CC-DSS	Cumberland	Blood Drive	16
8/27/2013	Valley Auto World	Cumberland	Blood Drive	12
8/27/2013	Systel Building	Cumberland	Blood Drive	11
8/28/2013	Reid Ross Classical High School	Cumberland	Blood Drive	46
8/29/2013	Seminar: Arthritis of the Hip & Knee	Cumberland	Orthopedic Awareness	27
8/29/2013	Stoney Point Fire Dept.	Cumberland	Blood Drive	36
8/29/2013	Bryan Honda	Cumberland	Blood Drive	9
8/30/2013	Texas Roadhouse	Cumberland	Blood Drive	8
8/30/2013	Bullard Furniture	Cumberland	Blood Drive	10
9/4/2013	FTCC main campus	Cumberland	Blood Drive	120
9/5/2013	Methodist University	Cumberland	Blood Drive	40
9/5/2013	Asthma Education Class	Cumberland	Asthma Education & Training	28
9/6/2013	Cape Fear High School	Cumberland	Blood Drive	95
9/7/2013	Greek Festival	Cumberland	Blood Pressure Checks	142
9/7/2013	Greek Festival	Cumberland	Hands-only CPR Training	205
9/7/2013	Cliffdale Community Church	Cumberland	Blood Drive	9
9/7/2013	Greek Festival	Cumberland	Blood Drive	30
9/9/2013	Mediterranean Diet & Heart Health	Cumberland	Seniors: Nutrition, Heart Health	126
9/10/2013	PWC	Cumberland	Blood Drive	12
9/10/2013	YMCA - Main	Cumberland	Blood Drive	8
9/10/13	AD: CPE Interns	Cumberland	Presentation/Awareness- Advanced Directives	6
9/10/13	AD/EOL: Health Professionals Community	Cumberland	Presentation/Awareness - Advanced Directives and End of Life	30
9/10/2013	Part I Survivorship Workshop	Cumberland	Community Resources	28
9/13/2013	Fayetteville Observer	Cumberland	Blood Drive	17

Appendix 6: Cape Fear Valley Community Outreach Programs

Date	Activity Name	County	Purpose	# Served
9/14/2013	Kingdom Impact Community Day	Cumberland	Blood Pressure EHAC	1000
9/16/2013	Coca-Cola	Cumberland	Blood Drive	22
9/16/13	EOL: CFV Employees	Cumberland	Presentation/Awareness - End of Life	40
9/17/2013	Grays Creek High School	Cumberland	Blood Drive	105
9/18/2013	City Hall	Cumberland	Blood Drive	17
9/20/2013	South View High School	Cumberland	Blood Drive	90
9/21/2013	Fay P.D. Community day University Heights	Cumberland		75
9/23/2013	Massey Hill Classical High	Cumberland	Blood Drive	36
9/24/2013	E E Smith High School	Cumberland	Blood Drive	80
9/26/2013	Lillian Black Elementary School	Cumberland	Blood Drive	8
9/26/2013	Gray's Creek Fire Dept.	Cumberland	Blood Drive	11
9/27/2013	Jack Britt High School	Cumberland	Blood Drive	93
9/28/2013	Gray's Creek MBC	Cumberland	EHAC/Stroke	45
9/29/2013	Shoulder Pain	Cumberland	Orthopedic Awareness	19
9/30/2013	Mediterranean Diet & Heart Health	Cumberland	Seniors: Nutrition, Heart Health	125
10/1/2013	Douglas Byrd High School	Cumberland	Blood Drive	102
10/3/2013	FTCC Spring Lake	Cumberland	Blood Drive	24
10/4/2013	Pine Forest High School	Cumberland	Blood Drive	94
10/5/2013	Kingdom Impact WIDU Play	Cumberland	EHAC/Stroke	300
10/7/2013	Terry Sanford High School	Cumberland	Blood Drive	94
10/8/2013	Mellow Mushroom	Cumberland	Blood Drive	0
10/8/2013	Asthma Education Class	Cumberland	Asthma Education & Training	14
10/9/2013	Falcons Childrens Home	Cumberland	Blood Drive	13
10/9/2013	Purolator	Cumberland	Blood Drive	15
10/10/2013	Eastover Library	Cumberland	BP/EHAC	
10/10/2013	Hope Mills Police Dept./ Townhall	Cumberland	Blood Drive	10
10/10/2013	Asthma Education Class	Cumberland	Asthma Education & Training	23
10/11/2013	Seventy-First High School	Cumberland	Blood Drive	85
10/11/2013	Learn More about Strength Training	Cumberland	Seniors: Fitness	24
10/12/2013	Judson Baptist Church	Cumberland	Blood Drive	21
10/14/13	Highsmith Rainey	Cumberland	Blood Drive	15
10/14/13	HPN	Cumberland	Blood Drive	12
10/14/2013	Osteoporosis Seminar	Cumberland	Seniors: Awareness & Education, Bone Health	107
10/15/2013	Asthma Education Class	Cumberland	Asthma Education & Training	35

Appendix 6: Cape Fear Valley Community Outreach Programs

Date	Activity Name	County	Purpose	# Served
10/16/13	EMS	Cumberland	Blood Drive	15
10/17/13	Touchdown for Life	Cumberland	Blood Drive	144
10/17/2013	Coming Together Children's group.	Cumberland	Artful Reflections, Cancer Care	18
10/18/13	Touchdown for Life	Cumberland	Blood Drive	93
10/18/2013	Oasis Day	Cumberland	Cancer Care	
10/21/2013	E. Melvin Honeycutt Elementary	Cumberland	Blood Drive	25
10/21/2013	Osteoporosis Seminar	Cumberland	Seniors: Awareness & Education, Bone Health	126
10/23/2013	DuPont	Cumberland	Blood Drive	26
10/23/2013	Asthma Education Class	Cumberland	Asthma Education & Training	5
10/25/2013	Embassy Suites	Cumberland	Blood Drive	3
10/26/2013	Fall Safety Day	Cumberland	Blood Drive	12
10/26/2013	Village Christian Academy	Cumberland	Blood Drive	27
10/28/2013	Gamestop - Battlefield 4	Cumberland	Blood Drive	12
10/28/2013	Cross Creek Early College	Cumberland	Blood Drive	33
10/29/2013	Seminar: Arthritis of the Hip & Knee	Cumberland	Orthopedic Awareness	25
10/30/2013	Legacy at Cross Creek Apts.	Cumberland	Blood Drive	12
11/1/2013	Fall Festival Owens elementary	Cumberland	Obesity /healthy snacks	50
11/1/2013	Cape Fear High School	Cumberland	Blood Drive	98
11/1/13	AD/EOL: Church of the Open Door	Cumberland	Presentation/Awareness - Advanced Directives and End of Life	40
11/2/2013	Savannah MBC	Cumberland	stroke/ehac	50
11/2/2013	Savannah Missionary Baptist Church	Cumberland	Blood Drive	5
11/4/2013	WT Brown Elementary School	Cumberland	Blood Drive	4
11/4/2013	Diabetes Prevention and Control	Cumberland	Seniors: Awareness & Education, Diabetes	127
11/5/2013	Diabetes Prevention and Control	Cumberland	Seniors: Awareness & Education, Diabetes	97
11/5/2013	Workshop: Coping with the Holidays	Cumberland	Cancer Care	45
11/6/2013	Eaton	Cumberland	Blood Drive	55
11/8/2013	Delta Sigma Theta Sorority, Inc.	Cumberland	Blood Drive	3
11/8/2013	Methodist University	Cumberland	Blood Drive	39
11/11/2013	Chick-fil-A Skibo	Cumberland	Blood Drive	34
11/11/2013	Veterans Day In Center	Cumberland	Blood Drive	17

Appendix 6: Cape Fear Valley Community Outreach Programs

Date	Activity Name	County	Purpose	# Served
11/12/2013	FTCC main campus	Cumberland	Blood Drive	110
11/14/2013	CC-Health Dept.	Cumberland	Blood Drive	16
11/14/2013	CC-DSS	Cumberland	Blood Drive	13
11/15/2013	Carpel Tunnel	Cumberland	Seniors: Awareness & Education	20
11/16/2013	FPD Community Empowerment Amanda Circle	Cumberland	heart/stroke	75
11/18/2013	Massey Hill Classical High	Cumberland	Blood Drive	22
11/19/2013	Headquarters Library	Cumberland	Blood Drive	16
11/19/2013	CC-Government	Cumberland	Blood Drive	33
11/20/2013	Healthy Recipe Demonstration	Cumberland	Senior Nutrition	10
11/21/2013	Hutchens Law Firm	Cumberland	Blood Drive	22
11/21/2013	Hendrick Jeep Chrysler	Cumberland	Blood Drive	12
11/21/2013	Artful Reflections	Cumberland	Coming Together Children "Using Art to Help Children Cope with their Parents Cancer"	25
11/22/2013	South View High School	Cumberland	Blood Drive	92
11/23/2013	VFW Post 4542	Cumberland	Blood Drive	20
11/25/2013	Howard Health & Life Sciences	Cumberland	Blood Drive	22
11/25/2013	Reid Ross Classical High School	Cumberland	Blood Drive	48
11/26/2013	E E Smith High School	Cumberland	Blood Drive	47
11/27/2013	Chick-fil-A Ramsey Street	Cumberland	Blood Drive	6
11/30/2013	FireAntz Blood Donor Night	Cumberland	Community Awareness on Donating Blood	3000
12/2/2013	Coca-Cola	Cumberland	Blood Drive	23
12/3/2013	PWC	Cumberland	Blood Drive	15
12/4/2013	Douglas Byrd High School	Cumberland	Blood Drive	82
12/5/2013	Jack Britt High School	Cumberland	Blood Drive	118
12/5/2013	Asthma Education Class	Cumberland	Asthma Education & Training	30
12/6/2013	Douglas Byrd High School	Cumberland	Blood Drive	46
12/7/2013	On The Border Pre Christmas	Cumberland	Blood Drive	36
12/11/2013	Grays Creek High School	Cumberland	Blood Drive	86
12/13/2013	Pine Forest High School	Cumberland	Blood Drive	100
12/16/2013	Miller-Motte College	Cumberland	Blood Drive	48
12/17/2013	Terry Sanford High School	Cumberland	Blood Drive	82
12/18/2013	Valley Auto World	Cumberland	Blood Drive	10
12/18/2013	Health Pavilion North	Cumberland	Blood Drive	5

Appendix 6: Cape Fear Valley Community Outreach Programs

Date	Activity Name	County	Purpose	# Served
12/19/2013	City Hall	Cumberland	Blood Drive	33
12/19/2013	Highsmith-Rainey	Cumberland	Blood Drive	10
12/19/2013	Artful Reflections	Cumberland	Coming Together Children "Using Art to Help Children Cope with their Parents Cancer"	13
12/20/2013	CFVHS-Main	Cumberland	Blood Drive	37
1/-/2013	African American Quiz Bowl	Cumberland	Awareness & Education	250
1/-/2014	CTC dvd: Heritage Place Residents/ Dr. Spivey	Cumberland	Presentation/Awareness	5
1/5/2014	Terry Sanford High School	Cumberland	Blood Drive	49
1/6/2014	Renaissance Day Spa - Eutaw	Cumberland	Blood Drive	5
1/7/2014	Part II Survivorship Workshop:	Cumberland	Affordable Care Act, financial resources	20
1/8/2014	St. Andrews UMC	Cumberland	Blood Drive	20
1/9/2014	Mended Hearts Support Group	Cumberland	Support and heart health education for patients who have had heart surgery.	14
1/9/2014	Defibrillator Support Group	Cumberland	Support and heart health education for patients who have defibrillators.	31
1/10/2014	Carillon Assisted Living	Cumberland	Blood Drive	5
1/10/2014	Village Green Rehab.	Cumberland	Blood Drive	9
1/11/2014	Mount Calvary Church	Cumberland	Health Education	100
1/13/2014	HealthPlex Cooking with Carla	Cumberland	Nutrition Education	37
1/13/2014	Depression and Aging	Cumberland	Seniors: Awareness and Education	106
1/13/2014	Eastover Central Elementary	Cumberland	Blood Drive	5
1/13/2014	Paul Mitchell-the School	Cumberland	Blood Drive	34
1/14/2014	Cross Creek Early College	Cumberland	Blood Drive	12
1/15/2014	DuPont	Cumberland	Blood Drive	20
1/17/2014	Getting Back on Track for the New Year	Cumberland	Seniors: Fitness	20
1/17/2014	Westwood Player Inc	Cumberland	Blood Drive	22
1/21/2014	Eaton	Cumberland	Blood Drive	40
1/22/2014	HealthPlex Cooking with Carla	Cumberland	Nutrition Education	38
1/22/2014	Falcon Children's Home	Cumberland	Blood Drive	12
1/22/2014	SR-AHEC	Cumberland	Blood Drive	10
1/22/2014	Systel Building	Cumberland	Blood Drive	3
1/24/2014	Cape Fear High School	Cumberland	Blood Drive	100
1/27/2014	Depression and Aging	Cumberland	Seniors: Awareness and Education	126

Appendix 6: Cape Fear Valley Community Outreach Programs

Date	Activity Name	County	Purpose	# Served
1/28/2014	WIDO-Community Health Awareness	Cumberland	Heart & Stroke Health, Blood Donation Awareness, Health Pavilion Health Hoke	# of listeners
1/31/2014	1/14 Mended Hearts Patient Visits	Cumberland	Mended Hearts support group members visit patients who have had heart surgery to explain their own experiences and offer support.	24
1/31/2014	Methodist University	Cumberland	Blood Drive	51
2/1/2014	True Vine Ministries	Cumberland	Health Education	50
2/1/2014	Arthritis Support Group	Cumberland	T'ai Chi demonstration	15
2/1/2014	Savannah Missionary Church	Cumberland	Hands-Only CPR	26
2/1/2014	Gray's Creek Fire Dept.	Cumberland	Blood Drive	17
2/3/2014	What to expect from EMS when an Emergency Occurs	Cumberland	Seniors: Awareness and Education - Emergency Medical Services	125
2/4/2014	Part III Survivorship: Making Informed Decisions about your Cancer Care	Cumberland	Cancer Care	
2/4/2014	Douglas Byrd High School	Cumberland	Blood drive	85
2/5/2014	Lebennon Baptist Church	Cumberland	Blood Drive	5
2/6/2014	CFV Lobby - Heart Month Info Tables	Cumberland	Heart Health and Electrophysiology, Pacemaker, Defibrillator, Cardiac Catheterization education.	100
2/6/2014	Headquarters Library	Cumberland	Blood Drive	15
2/6/2014	CC-Government	Cumberland	Blood Drive	19
2/6/2014	Westover High School	Cumberland	Blood Drive	75
2/7/2014	CFV Alcove - Heart Month Hands-Only CPR	Cumberland	Hands-Only CPR	9
2/7/2014	Pine Forest High School	Cumberland	Blood Drive	90
2/9/2014	Highland Presbyterian Church	Cumberland	Blood Drive	33
2/13/2014	HealthPlex Cooking with Carla	Cumberland	Nutrition Education	34
2/13/2014	CFV Lobby - Heart Month Info Tables	Cumberland	Heart Health and Cardiac Diagnostics education.	100
2/14/2014	HealthPlex Cooking with Carla	Cumberland	Nutrition Education	33
2/14/2014	Westwood Player Inc	Cumberland	Blood Drive	15
2/15/2014	Play 4 Kay Women's Basketball Game	Cumberland	Breast Cancer Awareness and Education	200
2/15/2014	Ball In Pink Women's Basketball Game Fayetteville State University	Cumberland	Breast Cancer Awareness and Education	200

Appendix 6: Cape Fear Valley Community Outreach Programs

Date	Activity Name	County	Purpose	# Served
2/17/2014	Heart Healthy Cooking Class	Cumberland	Plant-based diet demonstration and education	40
2/18/2014	Coca-cola	Cumberland	Blood Drive	12
2/19/2014	HealthPlex Cooking with Carla	Cumberland	Nutrition Education	33
2/19/2014	FTCC main campus	Cumberland	Blood Drive	99
2/20/2014	Arthritis of Hip & Knee -- Dr. Newman	Cumberland	Orthopedic Awareness	8
2/20/2014	CFV Lobby - Heart Month Info Tables	Cumberland	Heart Health and Cardiopulmonary Rehabilitation education.	100
2/20/2014	CPE: Interns	Cumberland	Presentation/Awareness	4
2/20/2014	Beaver Dam Volunteer Fire Dept.	Cumberland	Blood Drive	48
2/21/2014	Heart Month Cupcake Wars	Cumberland	Local physician outreach to discuss what is offered at the Heart & Vascular Center	45
2/21/2014	Seventy-First High School	Cumberland	Blood Drive	105
2/22/2014	Community Hands-Only CPR	Cumberland	Hands-Only CPR	42
2/22/2014	Marvin United Methodist Church	Cumberland	Blood Drive	24
2/24/2014	Terry Sanford High School	Cumberland	Blood Drive	92
2/25/2014	What to expect from EMS when an Emergency Occurs	Cumberland	Seniors: Awareness and Education - Emergency Medical Services	138
2/25/2014	CC-Health Dept.	Cumberland	Blood Drive	6
2/25/2014	CC-DSS	Cumberland	Blood Drive	19
2/26/2014	City Hall	Cumberland	Blood Drive	15
2/27/2014	CFV Lobby - Heart Month Info Tables	Cumberland	Heart Health and cardiac surgery and aftercare education.	100
2/27/2014	Fayetteville Academy	Cumberland	Blood Drive	16
2/27/2014	FireAntz at Century Link	Cumberland	Blood Drive	9
2/28/2014	Girl Scout Health Fair	Cumberland	Breast Cancer Awareness and Education	10
2/28/2014	CFV Alcove - Heart Month Hands-Only CPR	Cumberland	Hands-Only CPR	26
2/28/2014	Grays Creek High School	Cumberland	Blood Drive	92
3/3/2014	Peripheral Vascular Disease	Cumberland	Seniors: Awareness and Education	125
3/3/2014	Reid Ross Classical High School	Cumberland	Blood Drive	37
3/4/2014	Part IV Survivorship:	Cumberland	Cancer Education	23
3/4/2014	E E Smith High School	Cumberland	Blood Drive	60
3/5/2014	Fayetteville Observer	Cumberland	Blood Drive	21
3/6/2014	Asthma Education Class	Cumberland	Asthma Education & Training	21

Appendix 6: Cape Fear Valley Community Outreach Programs

Date	Activity Name	County	Purpose	# Served
3/7/2014	South View High School	Cumberland	Blood Drive	92
3/8/2014	Falling Run Baptist church	Cumberland	health fair	55
3/8/2014	Star Empowerment Health fair	Cumberland	Health fair	120
3/8/2014	Eastern Star Health Fair, Prince Hall Masonic Lodge	Cumberland	Breast Cancer Awareness and Education	10
3/8/2014	Cliffdale Community Church	Cumberland	Blood Drive	21
3/10/2014	HealthPlex Cooking with Carla	Cumberland	Nutrition Education	20
3/11/2014	Jack Britt High School	Cumberland	Blood Drive	100
3/13/2014	Asthma Education Class	Cumberland	Asthma Education & Training	32
3/13/2014	Mended Hearts Support Group	Cumberland	Support and heart health education for patients who have had heart surgery.	10
3/13/2014	Cedar Creek & Fire Dept.	Cumberland	Blood Drive	13
3/15/2014	First Baptist Church Health Fair	Cumberland	Hands-Only CPR	13
3/15/2014	First Baptist Church	Cumberland	Blood Drive	25
3/18/2014	HealthPlex Cooking with Carla	Cumberland	Nutrition Education	20
3/18/2014	Waterford Apartments	Cumberland	Blood Drive	16
3/18/2014	Lillian Black Elementary	Cumberland	Blood Drive	5
3/18/2014	Cross Creek Early College	Cumberland	Blood Drive	12
3/19/2014	Berean Baptist Academy	Cumberland	Blood Drive	53
3/19/2014	SR-AHEC	Cumberland	Blood Drive	6
3/19/2014	Systel Building	Cumberland	Blood Drive	7
3/20/2014	Hutchens Law Firm	Cumberland	Blood Drive	29
3/20/2014	Hendrick Jeep Chrysler	Cumberland	Blood Drive	7
3/22/2014	Buffalo Wild Wings	Cumberland	Blood Drive	40
3/25/2014	Asthma Education Class	Cumberland	Asthma Education & Training	21
3/25/2014	Living will: Senior Citizens	Cumberland	Presentation/Awareness	20
3/25/2014	FTCC Spring Lake	Cumberland	Blood Drive	21
3/25/2014	FSU	Cumberland	Blood Drive	29
3/25/2014	Brian Honda	Cumberland	Blood Drive	5
3/26/2014	DuPont	Cumberland	Blood Drive	14
3/26/2014	Howard Health & Life Sciences	Cumberland	Blood Drive	25
3/26/2014	Valley Auto World	Cumberland	Blood Drive	6
3/27/2014	EOL: ICU Academy Students	Cumberland	Presentation/Awareness - End of Life	3
3/28/2014	CFVHS-Main	Cumberland	Blood Drive	36
3/29/2014	Celebrate Life Cancer Walk	Cumberland	Blood Drive	24

Appendix 6: Cape Fear Valley Community Outreach Programs

Date	Activity Name	County	Purpose	# Served
3/31/2014	03/14 Mended Hearts Patient Visits	Cumberland	Mended Hearts support group members visit patients who have had heart surgery to explain their own experiences and offer support.	42
3/31/2014	Peripheral Vascular Disease	Cumberland	Seniors: Awareness and Education	126
3/31/2014	Highsmith Rainey Specialty Hospital	Cumberland	Blood Drive	8
3/31/2014	CFVHS-HPN	Cumberland	Blood Drive	6
4/-/2014	HCDD: HSR	Cumberland	Presentation/Awareness: Health Care Decision Day	
4/-/2014	HCDD: HPN Staff/Visitors	Cumberland	Presentation/Awareness: Health Care Decision Day	
4/-/2014	HCDD: HealthPlex Staff/Visitors	Cumberland	Presentation/Awareness: Health Care Decision Day	
4/-/2014	HCDD: CFV Staff/Visitors	Cumberland	Presentation/Awareness: Health Care Decision Day	
4/-/2014	HCDD: PM CFV Staff/Visitors	Cumberland	Presentation/Awareness: Health Care Decision Day	
4/1/2014	Asthma Education Class	Cumberland	Asthma Education & Training	23
4/1/2014	Eaton	Cumberland	Blood Drive	26
4/2/2014	Teen Pregnancy Prevention: Real Talk	Cumberland	Education	300
4/4/2014	Westover High School	Cumberland	Blood Drive	78
4/5/2014	Divaextravaganza	Cumberland	Breast self-care & education materials, Mammography outreach discussed	30
4/5/2014	Friendship Missionary Baptist Church	Cumberland	Blood Drive	18
4/8/2014	Part V Survivorship : The Final Stage of Survivorship	Cumberland	Cancer Education	18
4/8/2014	AD: Survivorship Series	Cumberland	Presentation/Awareness- Advanced Directives	18
4/8/2014	The Agony of the Feet	Cumberland	Seniors: Awareness and Education	125
4/8/2014	Gray's Creek Elementary School	Cumberland	Blood Drive	18
4/9/2014	EOL: Hospital Employees	Cumberland	Presentation/Awareness - End of Life	9
4/9/2014	Methodist University	Cumberland	Blood Drive	50
4/10/2014	Mended Hearts Support Group	Cumberland	Support and heart health education for patients who have had heart surgery.	14
4/10/2014	Defibrillator Support Group	Cumberland	Support and heart health education for patients who have defibrillators.	31
4/10/2014	Family Fun Night	Cumberland	Breast health and early detection /mammography /breast density	30
4/10/2014	HealthPlex Cooking with Carla	Cumberland	Nutrition Education	20
4/10/2014	CTC DVD: Community	Cumberland	Presentation/Awareness	7

Appendix 6: Cape Fear Valley Community Outreach Programs

Date	Activity Name	County	Purpose	# Served
4/10/2014	Rodney Sherrill State Farm Insurance	Cumberland	Blood Drive	6
4/11/2014	Range of Motion and Flexibility	Cumberland	Seniors: Fitness	19
4/11/2014	Cape Fear High School	Cumberland	Blood Drive	105
4/12/2014	Spring Lake Mendoza Park	Cumberland	Blood Drive	12
4/12/2014	WT Brown Elementary School	Cumberland	Blood Drive	1
4/12/2014	St. Andrews UMC	Cumberland	Blood Drive	18
4/14/2014	CPE: Prep for HCDD	Cumberland	Presentation/Awareness	3
4/14/2014	Massey Hill Classical High	Cumberland	Blood Drive	23
4/15/2014	HealthPlex Cooking with Carla	Cumberland	Nutrition Education	15
4/16/2014	Falcon Children's Home	Cumberland	Blood Drive	15
4/16/2014	E. Melvin Honeycutt Elementary	Cumberland	Blood Drive	20
4/17/2014	FSU	Cumberland	Blood Drive	21
4/18/2014	Bullard Furniture	Cumberland	Blood Drive	20
4/19/2014	HCDD: CFV Staff/Visitors	Cumberland	Presentation/Awareness: Health Care Decision Day	
4/22/2014	EOL: Academy Students	Cumberland	Presentation/Awareness - End of Life	19
4/23/2014	Logan's Roadhouse	Cumberland	Blood Drive	5
4/23/2014	Westlake Morganton	Cumberland	Blood Drive	9
4/24/2014	Arthritis of Hip & Knee -- Dr. Lowe	Cumberland	Orthopedic Awareness	14
4/25/2014	Aventure Management Britt Lake Apts.	Cumberland	Blood Drive	11
4/26/2014	Altman Grocery Barn & Grill	Cumberland	Blood Drive	9
4/29/2014	The Agony of the Feet	Cumberland	Seniors: Awareness and Education	125
4/29/2014	Grays Creek High School	Cumberland	Blood Drive	94
4/30/2014	04/14 Mended Hearts Patient Visits	Cumberland	Mended Hearts support group members visit patients who have had heart surgery to explain their own experiences and offer support.	46
4/30/2014	Hope Mills Middle School - Career Day	Cumberland	Hands-Only CPR	219
4/30/2014	FTCC	Cumberland	Blood drive	100
5/1/2014	Child safety day	Cumberland	health fair	85
5/2/2014	Pine Forest High School	Cumberland	Blood Dive	97
5/3/2014	Eastover Heritage Day	Cumberland	Blood Drive	17
5/3/2014	Dragon's Lair	Cumberland	Blood Drive	12
5/6/2014	Douglas Byrd High School	Cumberland	Blood Drive	69

Appendix 6: Cape Fear Valley Community Outreach Programs

Date	Activity Name	County	Purpose	# Served
5/7/2014	Reflux Disease	Cumberland	Seniors: Awareness and Education	109
5/7/2014	South View High School	Cumberland	Blood Drive	80
5/8/2014	Mended Hearts Support Group	Cumberland	Support and heart health education for patients who have had heart surgery.	14
5/8/2014	Seventy-First High School	Cumberland	Blood Drive	115
5/9/2014	Jack Britt High School	Cumberland	Blood Drive	82
5/10/2014	Luke Fest @ The Doghouse Bar	Cumberland	Blood Drive	22
5/12/2014	Reflux Disease	Cumberland	Seniors: Awareness and Education	99
5/12/2014	Reid Ross Classical High School	Cumberland	Blood Drive	45
5/13/2014	Workshop: LIVING Your Very Best Life	Cumberland	Cancer Care	31
5/13/2014	Community Health Day	Cumberland	Health Fair	230
5/13/2014	Community Health Day	Cumberland	Blood Pressure Screenings	82
5/13/2014	Community Health Day	Cumberland	Blood Sugar Screenings	91
5/13/2014	Community Health Day	Cumberland	Seminar - Keeping Your Heart Healthy & Preventing Stroke	230
5/13/2014	Community Health Day	Cumberland	Balance Testing	50
5/13/2014	Community Health Day	Cumberland	Hands-only CPR	20
5/13/2014	PWC	Cumberland	Blood Drive	20
5/14/2014	HealthPlex Cooking with Carla	Cumberland	Nutrition Education	65
5/14/2014	E E Smith High School	Cumberland	Blood Drive	92
5/15/2014	Minority Health Summit	Cumberland		260
5/15/2014	Healthy Recipe Demonstration	Cumberland	Seniors: Nutrition	14
5/15/2014	Beaver Dam Volunteer Fire Dept.	Cumberland	Blood Drive	50
5/16/2014	Coming Together Children's group.	Cumberland	Parent education + interaction w/children through art	
5/18/2014	Asthma Action Fair	Cumberland	Asthma Education & Training	250
5/18/2014	Village Baptist Church	Cumberland	Blood Drive	15
5/19/2014	EOL: HSR Staff	Cumberland	Presentation/Awareness - End of Life	14
5/20/2014	CFVHS-EMS	Cumberland	Blood Drive	16
5/20/2014	Miller-Motte College	Cumberland	Blood Drive	48
5/21/2014	AD: Council on Older Adults	Cumberland	Presentation/Awareness- Advanced Directives	30
5/21/2014	Headquarters Library	Cumberland	Blood Drive	22
5/21/2014	CC-Government	Cumberland	Blood Drive	29
5/22/2014	CC-Health Dept.	Cumberland	Blood Drive	16

Appendix 6: Cape Fear Valley Community Outreach Programs

Date	Activity Name	County	Purpose	# Served
5/22/2014	City Hall	Cumberland	Blood Drive	16
5/22/2014	CC-Department of Social Services	Cumberland	Blood Drive	17
5/23/2014	CFVHS-Main	Cumberland	Blood Drive	35
5/28/2014	Dupont	Cumberland	Blood Drive	15
5/28/2014	Boots VS. Badges	Cumberland	Blood Drive	13
5/29/2014	DMV Call Center	Cumberland	Blood Drive	19
5/29/2014	Legacy at Cross Creek Apts.	Cumberland	Blood Drive	20
5/30/2014	National Survivor's Day Reception	Cumberland	Therapy, Cancer Care, Awareness	
5/30/2014	Get on my Level youth event	Cumberland	program/event	60
5/31/2014	First Family Festival	Cumberland	program/event	50
5/31/2014	04/14 Mended Hearts Patient Visits	Cumberland	Mended Hearts support group members visit patients who have had heart surgery to explain their own experiences and offer support.	42
6/1/2014	Fayetteville Public Work Commission	Cumberland	health fair	300
6/1/2014	Manna Church - Executive Place	Cumberland	Blood Drive	17
6/4/2014	SR-AHEC	Cumberland	Blood Drive	7
6/4/2014	LaFayette Ford Lincoln	Cumberland	Blood Drive	4
6/5/2014	Eaton	Cumberland	Blood Drive	46
6/6/2014	FPD Summerfest	Cumberland	event	
6/6/2014	National Survivor's Day Reception	Cumberland	Breast health and early detection /mammography /breast density	300
6/6/2014	Fairfield In	Cumberland	Blood Drive	4
6/7/2014	Wade Founder's Day	Cumberland	Breast health and early detection /mammography /breast density	200
6/7/2014	NICU Reunion	Cumberland	Event	453
6/7/2014	Gardner's UMC	Cumberland	Blood Drive	5
6/7/2014	Wade Founder's Day	Cumberland	Blood Drive	10
6/9/2014	HealthPlex Cooking with Carla	Cumberland	Nutrition Education	20
6/10/2014	Hutchens Law Firm	Cumberland	Blood Drive	27
6/10/2014	Hendrick Jeep Chrysler	Cumberland	Blood Drive	6
6/11/2014	B B & T	Cumberland	Blood Drive	12
6/11/2014	FTCC Spring Lake	Cumberland	Blood Drive	11
6/12/2014	Falcon Children's Home	Cumberland	Blood Drive	6
6/14/2014	Father's Day Event	Cumberland	program/event	175

Appendix 6: Cape Fear Valley Community Outreach Programs

Date	Activity Name	County	Purpose	# Served
6/16/2014	HealthPlex Cooking with Carla	Cumberland	Nutrition Education	10
6/17/2014	Piedmont Natural Gas, Office	Cumberland	Blood Drive	30
6/18/2014	Chick-fil-A Ramsey Street	Cumberland	Blood Drive	17
6/18/2014	St. Andrews UMC	Cumberland	Blood Drive	19
6/19/2014	Chamber of Commerce Coffee	Cumberland	Blood Donor Center and Blood Donation Awareness	100
6/19/2014	Valley Auto World	Cumberland	Blood Drive	13
6/19/2014	Birchfield Apartment Complex	Cumberland	Blood Drive	20
6/20/2014	Ladies Night Out	Cumberland	Breast Cancer Awareness and Education	500
6/21/2014	Cliffdale Community Church	Cumberland	Blood Drive	28
6/23/2014	The Aging Eye	Cumberland	Seniors: Awareness and Education	109
6/28/2014	Pediatric Diabetes Camp	Cumberland	Diabetes Education	193
6/30/2014	The Aging Eye	Cumberland	Seniors: Awareness and Education	100
6/30/2014	Paul Mitchell-the School	Cumberland	Blood Drive	34
1/5/15	Cumberland County EMS	Cumberland	Blood Drive	6
1/7/15	Headquarters Library	Cumberland	Blood Drive	20
1/7/15	CC-Government	Cumberland	Blood Drive	15
1/7/15	Highsmith Rainey and HPN	Cumberland	Blood Drive	17
1/7/15	Community Seminar	Cumberland	Disability Rights for Patients & Caregivers	26
1/8/15	CFV-Main	Cumberland	Blood Drive	16
1/8/15	Cumberland County EMS	Cumberland	Blood Drive	6
1/9/15	Falcon Children's Home	Cumberland	Blood Drive	10
1/9/15	Mended Hearts Support Group	Cumberland	Support and heart health education for patients who have had heart surgery.	10
1/9/15	Defibrillator Support Group	Cumberland	Support and heart health education for patients who have defibrillators.	12
1/13/15	Reid Ross Classial	Cumberland	Blood Drive	21
1/14/15	CC-Health Dept	Cumberland	Blood Drive	4
1/14/15	CC-Dept of Social Services	Cumberland	Blood Drive	28
1/14/15	City Hall	Cumberland	Blood Drive	15
1/15/15	Eaton	Cumberland	Blood Drive	33
1/17/15	Taking care of You Health Fair	Cumberland	Blood Drive	9
1/20/15	Beaver Dam Volunteer Fire Department	Cumberland	Blood Drive	44
1/21/15	St. Andrews UMC	Cumberland	Blood Drive	5
1/21/15	Methoist University	Cumberland	Blood Drive	25

Appendix 6: Cape Fear Valley Community Outreach Programs

Date	Activity Name	County	Purpose	# Served
1/22/15	Cross Creek Early College	Cumberland	Blood Drive	32
1/23/15	Cape Fear High School	Cumberland	Blood Drive	86
1/26/15	Howard Health & Life Sciences	Cumberland	Blood Drive	20
1/27/15	E E Smith High School	Cumberland	Blood Drive	100
1/28/15	Fayetteville Christian School	Cumberland	Blood Drive	41
1/29/15	Terry Sanford High School	Cumberland	Blood Drive	15
1/29/15	Arthritis of the Hip & Knee	Cumberland	Race to Recovery Education	12
1/30/15	Ramsey Street Alternative High	Cumberland	Blood Drive	28
2/1/15	Mended Hearts Patient Visits	Cumberland	Mended Hearts support group members visit patients who have had heart surgery to explain their own experiences and offer support.	94
2/2/15	Massey Hill Classical	Cumberland	Blood Drive	34
2/3/15	DuPont	Cumberland	Blood Drive	16
2/4/15	FTCC main campus	Cumberland	Blood Drive	83
2/5/15	Don't Be A Victim	Cumberland	Assist Seniors with identifying people and their behaviors that may put them at risk.	95
2/5/15	Healing Touch in the Cape Fear Valley Alcove	Cumberland	Healing Touch, Heart Health, EHAC	10
2/6/15	Jack Britt High School	Cumberland	Blood Drive	102
2/7/15	CFV Alcove - Heart Month Hands-Only CPR	Cumberland	Hands-Only CPR, EHAC	26
2/9/15	Don't Be A Victim	Cumberland	Assist Seniors with identifying people and their behaviors that may put them at risk.	127
2/10/15	Birchfield Apartment Complex	Cumberland	Blood Drive	9
2/12/15	Healing Touch in the Cape Fear Valley Alcove	Cumberland	Healing Touch, Heart Health, EHAC	5
2/13/15	Fayetteville Observer	Cumberland	Blood Drive	15
2/13/15	Independence Place Apartments	Cumberland	Blood Drive	11
2/13/15	Mended Hearts Support Group	Cumberland	Support and heart health education for patients who have had heart surgery.	13
2/14/15	Healing Touch in the Cape Fear Valley West Wing Conf Rm	Cumberland	Healing Touch, Heart Health, EHAC	5
2/19/15	Grays Creek High School	Cumberland	Blood Drive	72
2/19/15	Healing Touch in the Cape Fear Valley Alcove	Cumberland	Healing Touch, Heart Health, EHAC	5
2/20/15	Seventy-First High School	Cumberland	Blood Drive	50

Appendix 6: Cape Fear Valley Community Outreach Programs

Date	Activity Name	County	Purpose	# Served
2/25/15	PWC	Cumberland	Blood Drive	9
2/25/15	Chick-fil-A @ Skibo	Cumberland	Blood Drive	0
2/25/15	GroveView Terrace	Cumberland	EHAC	15
2/26/15	Tractor Supply Col	Cumberland	Blood Drive	7
2/26/15	Westwood Shopping Center	Cumberland	Blood Drive	6
2/26/15	Healing Touch in the Cape Fear Valley Alcove	Cumberland	Healing Touch, Heart Health, EHAC	10
2/27/15	South View High School	Cumberland	Blood Drive	84
2/27/15	Rotary Club of Fayetteville	Cumberland	EHAC, Heart Health	20
2/28/15	Walgreens @ Ramsey	Cumberland	Blood Drive	18
2/28/15	Food Lion in Stedman	Cumberland	Blood Drive	7
3/1/15	Community Hands-Only CPR	Cumberland	Hands-Only CPR, EHAC, Mended Hearts, Heart Health	12
3/1/15	Mended Hearts Patient Visits	Cumberland	Mended Hearts support group members visit patients who have had heart surgery to explain their own experiences and offer support.	150
3/2/15	How To Manage The Stress in Our Lives	Cumberland	To help seniors identify stress and how to manage it.	96
3/4/15	Purolator	Cumberland	Blood Drive	41
3/6/15	Pine Forest High School	Cumberland	Blood Drive	100
3/7/15	GroveView Terrace	Cumberland	EHAC	30
3/10/15	Valley Auto World	Cumberland	Blood Drive	8
3/10/15	Rick Hendirck Toyota	Cumberland	Blood Drive	8
3/10/15	Community Seminar	Cumberland	Coping with Cancer-related Stress	27
3/11/15	Hope Mills Rec Ctr	Cumberland	Hands-Only CPR, EHAC	12
3/12/15	W.T. Brown Elementary School	Cumberland	Blood Drive	4
3/12/15	Waterford Apartments	Cumberland	Blood Drive	16
3/13/15	Mended Hearts Support Group	Cumberland	Support and heart health education for patients who have had heart surgery.	11
3/17/15	Reid Ross Classial	Cumberland	Blood Drive	30
3/18/15	Hutchens Law Firm	Cumberland	Blood Drive	20
3/18/15	Hendrick Chrysler Jeep	Cumberland	Blood Drive	8
3/18/15	Eastover Central Elementary	Cumberland	Blood Drive	11
3/19/15	Cumberland Early College	Cumberland	EHAC	40
3/19/15	Beaver Dam Volunteer Fire Department	Cumberland	Blood Drive	47
3/19/15	Chairperson Luncheon	Cumberland	Recognition and Awareness of Chairperson in hosting blood drives locally	

Appendix 6: Cape Fear Valley Community Outreach Programs

Date	Activity Name	County	Purpose	# Served
3/23/15	FSU-Psi Chi Int.	Cumberland	Blood Drive	15
3/24/15	Re entry Council	Cumberland		100
3/24/15	CC-Health Dept	Cumberland	Blood Drive	8
3/24/15	CC-Dept of Social Services	Cumberland	Blood Drive	15
3/25/15	Methodist University	Cumberland	Blood Drive	25
3/25/15	Berean Baptist Academy	Cumberland	Blood Drive	57
3/27/15	Cape Fear Valley Medical Center	Cumberland	Blood Drive	42
3/28/15	Buffalo Wild Wings	Cumberland	Blood Drive	10
3/30/15	Howard Health & Life Sciences	Cumberland	Blood Drive	16
3/30/15	Cross Creek Early College	Cumberland	Blood Drive	15
3/30/15	Exercises To Protect Your Back	Cumberland	Presentation with demonstration about exercises to help strengthen and protect the back.	15
3/30/15	How To Manage The Stress in Our Lives	Cumberland	To help seniors identify stress and how to manage it.	125
3/31/15	Westover High School	Cumberland	Blood Drive	110
4/1/15	Headquarters Library	Cumberland	Blood Drive	16
4/1/15	CC-Government	Cumberland	Blood Drive	26
4/1/15	Highsmith-Rainey Specialty Hospital and Health Pavilion North	Cumberland	Blood Drive	12
4/1/15	Mended Hearts Patient Visits	Cumberland	Mended Hearts support group members visit patients who have had heart surgery to explain their own experiences and offer support.	165
4/2/15	How To Make A Spring Wreath	Cumberland	This class gave the seniors an opportunity to have fun, socialize and learn how to make a wreath.	11
4/4/15	Perfect the Saints ministry/mens health	Cumberland	Prostate/stroke/Dr.Lopez	35
4/4/15	Bullard Furniture	Cumberland	Blood Drive	15
4/4/15	Rogue Rollergirls	Cumberland	Blood Drive	35
4/7/15	DuPont	Cumberland	Blood Drive	4
4/8/15	Eaton	Cumberland	Blood Drive	33
4/9/15	Platelet Open House	Cumberland	Info Session, Tour and Q&A about donating platelets and benefit to patients	3
4/10/15	Defibrillator Support Group	Cumberland	Support and heart health education for patients who have defibrillators.	22
4/11/15	Westwood Shopping Center	Cumberland	Blood Drive	7

Appendix 6: Cape Fear Valley Community Outreach Programs

Date	Activity Name	County	Purpose	# Served
4/12/15	Mended Hearts Support Group	Cumberland	Support and heart health education for patients who have had heart surgery.	16
4/13/15	High Mileage Feet	Cumberland	Discussed common foot problems affecting those over 50 and their remedies.	130
4/14/15	FSU-Psi Chi Int.	Cumberland	Blood Drive	27
4/16/15	Coca-Cola	Cumberland	Blood Drive	10
4/17/15	Cape Fear High School	Cumberland	Blood Drive	92
4/18/15	Cliffdale Community Church	Cumberland	Blood Drive	9
4/20/15	Massey Hill Classical	Cumberland	Blood Drive	36
4/21/15	E E Smith High School	Cumberland	Blood Drive	89
4/22/15	Falcon Children's Home	Cumberland	Blood Drive	11
4/24/15	South View High School	Cumberland	Blood Drive	64
4/27/15	Care Coalition	Cumberland	Mental Health	25
4/28/15	Re entry Council	Cumberland		
4/29/15	FTCC main campus	Cumberland	Blood Drive	85
4/30/15	Grays Creek High School	Cumberland	Blood Drive	100
4/30/15	Arthritis of the Hip & Knee	Cumberland	Race to Recovery Education	33
4/30/15	High Mileage Feet	Cumberland	Discussed common foot problems affecting those over 50 and their remedies.	90
5/1/15	Seventy-First High School	Cumberland	Blood Drive	43
5/1/15	Mended Hearts Patient Visits	Cumberland	Mended Hearts support group members visit patients who have had heart surgery to explain their own experiences and offer support.	199
5/2/15	Re entry Council	Cumberland	EHAC	700
5/2/15	Perfect the Saints ministry/mens health	Cumberland	EHAC/STROKE	30
5/2/15	Eastover Heritage Day	Cumberland	Blood Drive	14
5/2/15	Dragon's Lair	Cumberland	Blood Drive	14
5/4/15	A New Approach To Understanding Dementia	Cumberland	To better help seniors understand a loved one with dementia.	80
5/5/15	Douglas Byrd High School	Cumberland	Blood Drive	110
5/5/15	Project Safe Neighborhood	Cumberland		200
5/6/15	Terry Sanford High School	Cumberland	Blood Drive	89
5/6/15	Project Safe Neighborhood	Cumberland		200
5/7/15	Real Talk Teen Wellness	Cumberland	Teen pregnancy/wellness	350
5/7/15	Goodyear	Cumberland	Blood Drive	34
5/7/15	Healing Touch in the Cape Fear Valley ICU Conf Rm	Cumberland	Healing Touch, Heart Health, EHAC	10

Appendix 6: Cape Fear Valley Community Outreach Programs

Date	Activity Name	County	Purpose	# Served
5/8/15	Jack Britt High School	Cumberland	Blood Drive	120
5/8/15	Healing Touch in the Cape Fear Valley various nursing stations	Cumberland	Healing Touch, Heart Health, EHAC	15
5/9/15	Healing Touch in the Cape Fear Valley Health's Highsmith Raney Hospital	Cumberland	Healing Touch, Heart Health, EHAC	30
5/11/15	FSU wellness day	Cumberland	EHAC/STROKE	300
5/11/15	Healing Touch in the Cape Fear Valley various nursing stations	Cumberland	Healing Touch, Heart Health, EHAC	35
5/12/15	Hoke Hospital	Cumberland	Blood Drive	35
5/12/15	Community Health Day	Cumberland	Offered Health information booths, health screenings and a keynote speaker.	202 actual PTH members
5/12/15	Healing Touch in the Cape Fear Valley Health's Highsmith Raney Hospital	Cumberland	Healing Touch, Heart Health, EHAC	30
5/13/15	Holiday Inn Bordeaux, Community Health Day	Cumberland	Hands-Only CPR, EHAC, Heart Health, Mended Hearts, BP Checks, Nutrition	240
5/15/15	Pine Forest High School	Cumberland	Blood Drive	102
5/15/15	Mended Hearts Support Group	Cumberland	Support and heart health education for patients who have had heart surgery.	9
5/16/15	Sankofa Festival	Cumberland	BP/Cholesterol	120
5/16/15	Guiding Star Holiness Church Meeting at Kiwanis	Cumberland	Advanced Directives	28
5/16/15	Stedman Party in the Park	Cumberland	Blood Drive	10
5/16/15	Save Our Summer Kickoff	Cumberland	Blood Drive	
5/16/15	Save Our Summer Kickoff	Cumberland	Kickoff to combat summer blood shortages in community	93
5/17/15	Highland Presbyterian Church	Cumberland	Blood Drive	8
5/19/15	EMS	Cumberland	blood Drive	17
5/19/15	City Hall	Cumberland	Blood Drive	17
5/20/15	PWC	Cumberland	Blood Drive	11
5/20/15	Epicenter Church	Cumberland	Blood Drive	17
5/21/15	EMS	cumberland	Blood Drive	9
5/21/15	Boots vs. Badges	Cumberland	Blood Drive	21
5/26/15	CFV-Main	Cumberland	Blood Drive	36
5/28/15	MINORITY Health Summit	Cumberland	EHAC/STROKE	132
5/28/15	Highsmith and HPN	Cumberland	Blood Drive	11

Appendix 6: Cape Fear Valley Community Outreach Programs

Date	Activity Name	County	Purpose	# Served
5/28/15	Community Seminar	Cumberland	Reseience	13
5/29/15	Independence Place	Cumberland	Blood Drive	11
5/30/15	Murchison Empowerment Day	Cumberland	EHAC	100
6/1/15	Wills, Trusts & Estate Probate	Cumberland	Educate the seniorS on how to get their end of life issues in order.	81
6/1/15	Including Fiber In A Tasty Way	Cumberland	Seminar to educate seniors on how to incorporate more fiber in their diet.	10
6/1/15	Mended Hearts Patient Visits	Cumberland	Mended Hearts support group members visit patients who have had heart surgery to explain their own experiences and offer support.	176
6/2/15	Valley Auto World	Cumberland	Blood Drive	10
6/2/15	Rick Hendirck Toyota	Cumberland	Blood Drive	7
6/3/15	CC-Health Dept	Cumberland	Blood Drive	13
6/3/15	CC-Dept of Social Services	Cumberland	Blood Drive	34
6/4/15	Birchfield Apartment Complex	Cumberland	Blood Drive	10
6/5/15	Elizabeth Cashwell Elementary School	Cumberland	Blood Drive	17
6/5/15	Ceasefire Movie Night	Cumberland	Heart	200
6/6/15	Summer Kidsfest	Cumberland	EHAC	150
6/6/15	Neonatal Intensive Care Unit Reunion	Cumberland	NICU Reunion & Education	400
6/6/15	Wade Founder's Day	Cumberland	Blood Drive	9
6/9/15	Hutchens Law Firm	Cumberland	Blood Drive	21
6/9/15	Hendrick Chrysler Jeep	Cumberland	Blood Drive	2
6/9/15	Wills, Trusts & Estate Probate	Cumberland	Educate the seniors on how to get their end of life issues in order.	130
6/10/15	Westwood Shopping Center	Cumberland	Blood Drive	17
6/11/15	Eaton	Cumberland	Blood Drive	67
6/11/15	First Responders Night / Swampdogs	Cumberland	Honoring First Responders at the SwampDogs game	2,200
6/12/15	LaFayette Ford Lincoln	Cumberland	Blood Drive	14
6/12/15	Chick-fil-A @ Ramsey	Cumberland	Blood Drive	13
6/12/15	Mended Hearts Support Group	Cumberland	Support and heart health education for patients who have had heart surgery.	10
6/16/15	Piedmont Natural Gas	Cumberland	Blood Drive	29
6/16/15	Carolina Inn at Village Green	Cumberland	Blood Drive	10
6/16/15	Healing Touch in the Cape Fear Valley ICU Conf Rm	Cumberland	Healing Touch, Heart Health, EHAC	5
6/17/15	Headquarters Library	Cumberland	Blood Drive	15

Appendix 6: Cape Fear Valley Community Outreach Programs

Date	Activity Name	County	Purpose	# Served
6/17/15	CC-Government	Cumberland	Blood Drive	32
6/17/15	AARP Support Group at Western Sizzlin Restaurant, private room.	Cumberland	Hands-Only CPR, EHAC, Heart Health	25
6/18/15	Realtors Cauldwell Bankers	Cumberland	Blood Drive	22
6/18/15	Legacy at Cross Creek Apartment	Cumberland	Blood Drive	10
6/18/15	Healing Touch in the Cape Fear Valley Health's Highsmith Raney Hospital	Cumberland	Healing Touch, Heart Health, EHAC	10
6/24/15	FTCC main campus	Cumberland	Blood Drive	29
6/25/15	On The Border Pre Fourth	Cumberland	Blood Drive	79
6/27/15	Fayetteville District AME-Hood M	Cumberland	Blood Drive	8
6/28/15	Village Baptist Church	Cumberland	Blood Drive	14
6/29/15	SR-AHEC	Cumberland	Blood Drive	12
6/29/15	Nationwide Owen Dr.	Cumberland	Blood Drive	1
6/30/15	DuPont	Cumberland	Blood Drive	21
7/1/15	Falcon Children's Home	Cumberland	Blood Drive	13
7/1/15	Mended Hearts Patient Visits	Cumberland	Mended Hearts support group members visit patients who have had heart surgery to explain their own experiences and offer support.	50
7/2/15	Wallgreens Ramsey st.	Cumberland	Blood Drive	12
7/8/15	Container Gardening	Cumberland	This class gave the seniors an opportunity to have fun, socialize and learn how to make a container garden.	15
7/9/15	Stedman Fire Department	Cumberland	Blood Drive	13
7/10/15	Defibrillator Support Group	Cumberland	Support and heart health education for patients who have defibrillators.	19
7/10/15	Mended Hearts Support Group	Cumberland	Support and heart health education for patients who have had heart surgery.	9
7/11/15	Hoedown blood drive at Center	Cumberland	Blood Drive	30
7/11/15	Striking Out Cancer / Swampdogs	Cumberland	Cancer Support and Awareness at the SwampDogs game	2,200
7/11/15	African World Peace Day	Cumberland	EHAC	200
7/11/15	Diabetes Boot Camp	Cumberland	diabetes education	100
7/12/15	Diabetes Boot Camp	Cumberland	diabetes education	100
7/14/15	CC Schools Central Service	Cumberland	Blood Drive	9
7/14/15	Systel Building	Cumberland	Blood Drive	6

Appendix 6: Cape Fear Valley Community Outreach Programs

Date	Activity Name	County	Purpose	# Served
7/15/15	Eagle Point Village Apartments	Cumberland	Blood Drive	11
7/18/15	Buffalo Wild Wings	Cumberland	Blood Drive	38
7/21/15	Eye Problems of the Aging Eye	Cumberland	Discussed common eye problems for seniors.	109
7/22/15	CFV-Main	Cumberland	Blood Drive	36
7/23/15	Highsmith and HPN	Cumberland	Blood Drive	10
7/24/15	Methodist University	Cumberland	Blood Drive	18
7/25/15	Jack Britt High School at Rudino's	Cumberland	Blood Drive	18
7/25/15	Cliffdale Christian Center	Cumberland	Blood Drive	7
7/27/15	Paul Mitchell-The School	Cumberland	Blood Drive	21
7/27/15	Eye Problems of the Aging Eye	Cumberland	Discussed common eye problems for seniors.	88
7/28/15	Miller-Motte College	Cumberland	Blood Drive	36
7/28/15	PWC	Cumberland	Blood Drive	26
7/29/15	Texas Roadhouse	Cumberland	Blood Drive	6
7/29/15	Epicenter Church	Cumberland	Blood Drive	19
7/30/15	Arthritis of the Hip & Knee	Cumberland	Race to Recovery Education	13
7/31/15	TJ Maxx	Cumberland	Blood Drive	13
8/1/15	Wild About Saving-Mall Event	Cumberland	Blood Drive	45
8/1/15	Mended Hearts Patient Visits	Cumberland	Mended Hearts support group members visit patients who have had heart surgery to explain their own experiences and offer support.	73
8/3/15	Aging In Place: Make Your House A Home For A Lifetime	Cumberland	How to make ones home handicap accessible.	67
8/4/15	Valley Auto World	Cumberland	Blood Drive	9
8/4/15	Rick Hendirck Toyota	Cumberland	Blood Drive	16
8/5/15	CC Health Dept	Cumberland	Blood Drive	7
8/5/15	CC-Dept of Social Services	Cumberland	Blood Drive	17
8/6/15	Fayetteville Running Club	Cumberland	Blood Drive	14
8/8/15	Westwood Shopping Center	Cumberland	Blood Drive	5
8/8/15	Green Side Up	Cumberland	Blood Drive	6
8/11/15	Reid Ross Classial	Cumberland	Blood Drive	35
8/12/15	Lafayette Ford Lincoln	Cumberland	Blood Drive	4
8/12/15	RockFish Church	Cumberland	Blood Drive	32
8/13/15	Hutchens Law Firm	Cumberland	Blood Drive	16
8/14/15	Mended Hearts Support Group	Cumberland	Support and heart health education for patients who have had heart surgery.	8

Appendix 6: Cape Fear Valley Community Outreach Programs

Date	Activity Name	County	Purpose	# Served
8/15/15	BJ's	Cumberland	Blood Drive	13
8/15/15	CarMike Marketfair	Cumberland	Blood Drive	14
8/18/15	Beaver Dam Volunteer F. D.	Cumberland	Blood Drive	53
8/19/15	Aging In Place: Make Your House A Home For A Lifetime	Cumberland	How to make ones home handicap accessible.	101
8/20/15	Piedmont Natural Gas	Cumberland	Blood Drive	24
8/20/15	Headquarters Library	Cumberland	Blood Drive	19
8/20/15	Fayetteville Chamber of Commerce	Cumberland	Blood Drive	8
8/20/15	CC-Government	Cumberland	Blood Drive	25
8/20/15	Fayetteville Chamber of Commerce Coffee	Cumberland	Awareness of Local Patient Needs,Blood Donor information	100
8/22/15	Wade Fire Dept	Cumberland	Blood Drive	9
8/22/15	Umoja Festival	Cumberland	Minority Outreach, Screenings, Health Fair, Blood Drive	1,500
8/23/15	Umoja Festival	Cumberland	Hands-Only CPR, EHAC, Heart Health, Mended Hearts	154
8/25/15	Howard Health & Life Sciences	Cumberland	Blood Drive	15
8/25/15	Cross Creek Early College	Cumberland	Blood Drive	25
8/27/15	FTCC Spring Lkae	Cumberland	Blood Drive	24
8/27/15	Stoney Point Fire Department	Cumberland	Blood Drive	35
8/28/15	Bullard Furniture	Cumberland	Blood Drive	15
8/31/15	Dupont	Cumberland	Blood Drive	13
9/1/15	Mended Hearts Patient Visits	Cumberland	Mended Hearts support group members visit patients who have had heart surgery to explain their own experiences and offer support.	92
9/2/15	FTCC main campus	Cumberland	Blood Drive	117
9/3/15	SR-AHEC	Cumberland	Blood Drive	3
9/3/15	Chick-fil-A Ramsey	Cumberland	blood Drive	5
9/3/15	Realtors Cauldwell Bankers	cumberland	Blood Drive	8
9/4/15	Social Security Update	Cumberland	Presentation was about Medicare Changes for 2016.	12
9/8/15	Community Seminar	Cumberland	"Laughter, Tears & Braids" A Father's Journey Through Losing Wife to Cancer	26
9/9/15	Methodist University	Cumberland	Blood Drive	34
9/9/15	Eaton	Cumberland	Blood Drive	49
9/10/15	City Hall	Cumberland	Blood Drive	10
9/11/15	Cape Fear High School	Cumberland	Blood Drive	85

Appendix 6: Cape Fear Valley Community Outreach Programs

Date	Activity Name	County	Purpose	# Served
9/11/15	Mended Hearts Support Group	Cumberland	Support and heart health education for patients who have had heart surgery.	8
9/12/15	Greek Festival	Cumberland	Blood Drive	15
9/12/15	First Baptist Church	Cumberland	Blood Drive	26
9/13/15	Greek Festival	Cumberland	Hands-Only CPR, EHAC, Heart Health, Mended Hearts, BP Checks, Nutrition	90
9/15/15	Westover High School	Cumberland	Blood Drive	104
9/15/15	Wilmington Road Fun Day	Cumberland	stroke info	75
9/16/15	Grays Creek High School	Cumberland	Blood Drive	109
9/18/15	Fayetteville Observer	Cumberland	Blood Drive	17
9/19/15	CC-PTA Council at Reid Ross	Cumberland	Blood Drive	5
9/19/15	Godwin/Falcon Festival	Cumberland	Blood Drive	7
9/19/15	Diabetes /run	Cumberland	diabetes education	200
9/19/15	FPD Pine Forest	Cumberland	eHAC	250
9/21/15	Hypertension & Your Kidneys	Cumberland	Discussion on how Hypertension affects ones body, especially the kidneys.	86
9/22/15	E E Smith High School	Cumberland	Blood Drive	70
9/23/15	Terry Sanford High School	Cumberland	Blood Drive	71
9/25/15	Jack Britt High School	Cumberland	Blood Drive	161
9/28/15	Massey Hill Classical	Cumberland	Blood Drive	50
9/28/15	Hypertension & Your Kidneys	Cumberland	Discussion on how Hypertension affects ones body, especially the kidneys.	109
9/30/15	Pine Forest High School	Cumberland	Blood Drive	130
10/1/15	Crossings a Wayside	Cumberland	Blood Drive	10
10/1/15	Mended Hearts Patient Visits	Cumberland	Mended Hearts support group members visit patients who have had heart surgery to explain their own experiences and offer support.	80
10/2/15	Seventy-First High School	Cumberland	Blood Drive	45
10/5/15	Don't Eat Your Heart Out	Cumberland	The presentation was about choosing the right foods to protect yourself from heart disease.	103
10/6/15	Douglas Byrd High School	Cumberland	Blood Drive	122
10/7/15	PWC	Cumberland	Blood Drive	10
10/8/15	South View High School	Cumberland	Blood Drive	93
10/8/15	50+ Health & Safety Fair	Cumberland	EHAC, Heart Health, Mended Hearts	10
10/9/15	Defibrillator Support Group	Cumberland	Support and heart health education for patients who have defibrillators. Hands-Only CPR, Heart Health, EHAC	14

Appendix 6: Cape Fear Valley Community Outreach Programs

Date	Activity Name	County	Purpose	# Served
10/9/15	Mended Hearts Support Group	Cumberland	Support and heart health education for patients who have had heart surgery.	9
10/10/15	Rosecare Community Event	Cumberland	Blood Drive	4
10/10/15	Refuge Church	Cumberland	Blood Drive	9
10/10/15	WIDU Event	Cumberland	Stroke	2000
10/10/15	Operation Ceasefire	Cumberland	EHAC	250
10/12/15	Downsizing Your Home Without Downsizing Your Lifestyle	Cumberland	Tips about how to sort through, downsize and move your possessions.	15
10/12/15	Don't Eat Your Heart Out	Cumberland	The presentation was about choosing the right foods to protect yourself from heart disease.	75
10/13/15	Reid Ross Classical	Cumberland	Blood Drive	49
10/14/15	CFVHS-touchdown for life event	Cumberland	Blood Drive	169
10/15/15	CFVHS-touchdown for life event	Cumberland	Blood Drive	129
10/17/15	Spinners at J P Riddle Stadium	Cumberland	Blood Drive	6
10/20/15	EMS	Cumberland	Blood Drive	25
10/20/15	Highsmith Rainey Specialty Hospital	Cumberland	Blood Drive	27
10/22/15	EMS	Cumberland	Blood Drive	14
10/22/15	HPN	Cumberland	Blood Drive	19
10/24/15	Headquarters Library	Cumberland	Blood Drive	9
10/26/15	Howard Health & Life Sciences	Cumberland	Blood Drive	11
10/29/15	Arthritis of the Hip & Knee	Cumberland	Race to Recovery Education	8
10/30/15	Purolator	Cumberland	Blood Drive	9
10/30/15	Purolator	Cumberland	Blood Drive	9
11/2/15	Scams & Identify Theft	Cumberland	Discussion about what scams are in our area and how to avoid identify theft.	77
11/4/15	FTCC	Cumberland	Blood Drive	92
11/7/15	CHISA	Cumberland	diabetes education	50
11/9/15	Cross Creek Early College	Cumberland	Blood Drive	42
11/10/15	Methodist University	Cumberland	Blood Drive	65
11/10/15	Community Seminar	Cumberland	Making Positive Preparations for Your Holiday Celebrations	15
11/12/15	Hutchens Law Firm	Cumberland	Blood Drive	14
11/13/15	Cape Fear High School	Cumberland	Blood Drive	102
11/14/15	Savannah MBC	Cumberland	stroke	20

Appendix 6: Cape Fear Valley Community Outreach Programs

Date	Activity Name	County	Purpose	# Served
11/17/15	Westover High School	Cumberland	Blood Drive	77
11/18/15	Valley Auto World	Cumberland	Blood Drive	8
11/19/15	Westover High School	Cumberland	Blood Drive	67
11/23/15	Chick-fil- A Ramsey St.	Cumberland	Blood Drive	10
11/24/15	E E Smith High School	Cumberland	Blood Drive	55
11/27/15	Westwood Shopping Center	Cumberland	Blood Drive	8
11/30/15	Scams & Identify Theft	Cumberland	Discussion about what scams are in our area and how to avoid identify theft.	126
12/3/15	Let's Paint Pottery	Cumberland	This class gave the seniors an opportunity to have fun, socialize and learn how to paint pottery.	2 +
12/8/15	Holiday Party	Cumberland	Christmas Party for seniors.	125
12/11/15	Osteoporis Seminar	Cumberland	Discussion about bone health with a demonstration from the Healthplex about their Bone Builders Class	30
12/21/15	Holiday Party	Cumberland	Christmas Party for seniors.	125
1/5/2016	PWC	Cumberland	Blood Drive	20
1/6/2016	Eaton	Cumberland	Blood Drive	36
1/8/2016	Rick Hendrick Toyota	Cumberland	Blood Drive	19
1/8/2016	Eagle Point Village Apartments	Cumberland	Blood Drive	4
1/12/2016	New Day, New Year	Cumberland	Cancer Survivorship Presentation/Education	20
1/12/2016	Reid Ross Classical	Cumberland	Blood Drive	32
1/13/2016	Eaton	Cumberland	Blood Drive	27
1/14/2016	Cape Fear Valley Main	Cumberland	Blood Drive	18
1/15/2016	Golds Gym Hope Mills	Cumberland	Blood Drive	26
1/18/2016	Paul Mitchell	Cumberland	Blood Drive	37
1/19/2016	Cumberland County EMS	Cumberland	Blood Drive	9
1/19/2016	Highsmith Rainey Specialty Hospital	Cumberland	Blood Drive	5
1/20/2016	Methodist University	Cumberland	Blood Drive	32
1/21/2016	Cumberland County EMS	Cumberland	Blood Drive	9
1/21/2016	Cape Fear Valley- HPN	Cumberland	Blood Drive	7
1/22/2016	Westwood Shopping Center	Cumberland	Blood Drive	1
1/26/2016	E E Smith High School	Cumberland	Blood Drive	70
1/28/16	Hip & Knee Seminar	Cumberland	Education on Arthritis	12
1/28/2016	Terry Sanford High School	Cumberland	Blood Drive	66
1/29/2016	Westover High School	Cumberland	Blood Drive	68
2/1/2016	Cross Creek Early College	Cumberland	Blood Drive	22

Appendix 6: Cape Fear Valley Community Outreach Programs

Date	Activity Name	County	Purpose	# Served
2/2/2016	Peripheral Vascular Disease	Cumberland	Discussed the signs and symptoms of PVD to seniors	88
2/2/2016	Valley Auto World	Cumberland	Blood Drive	6
2/2/2016	Fayetteville Observer	Cumberland	Blood Drive	20
2/3/2016	Fayetteville Christian School	Cumberland	Blood Drive	42
2/4/2016	CC Schools Central Services	Cumberland	Blood Drive	10
2/4/2016	FTCC Spring Lake	Cumberland	Blood Drive	4
2/5/2016	Cape Fear High School	Cumberland	Blood Drive	108
2/8/2016	Massey Hill Classical High	Cumberland	Blood Drive	38
2/10/2016	Peripheral Vascular Disease	Cumberland	Discussed the signs and symptoms of PVD to seniors	128
2/10/2016	FTCC	Cumberland	Blood Drive	58
2/12/2016	Jack Britt High School	Cumberland	Blood Drive	99
2/14/2016	Epicenter Church	Cumberland	Blood Drive	67
2/18/16	Fayetteville Divas Networking Group	Cumberland	Education and Awareness on Blood Donation and Community Blood Bank	35
2/18/2016	Grays Creek High School	Cumberland	Blood Drive	105
2/19/2016	South View High School	Cumberland	Blood Drive	66
2/20/2016	Play 4 Kay Basketball Game	Cumberland	Breast Cancer Awareness -- breast health and early detection/mammography	200
2/20/16	Black history month quiz bowl	Cumberland	Early Heart Attack Care information	25
2/22/2016	Howard Health & Life Sciences	Cumberland	Blood Drive	23
2/23/2016	Cape Fear Valley- Main	Cumberland	Blood Drive	40
2/26/2016	Seventy-first high School	Cumberland	Blood Drive	40
2/27/2016	Fayetteville Kiwanis Club	Cumberland	Blood Drive	8
2/27/2016	The Coffee Cup	Cumberland	Blood Drive	11
2/29/2016	Cumberland County Health Dept.	Cumberland	Blood Drive	8
2/29/2016	Cumberland County DSS	Cumberland	Blood Drive	11
3/1/2016	Atrial Fibrillation	Cumberland	To help seniors better understand and know the signs and symptoms of Atrial Fibrillation	115
3/1/2016	Cargill	Cumberland	Blood Drive	14
3/3/2016	Jack Britt High School	Cumberland	Blood Drive	70
3/4/2016	Pine Forest High School	Cumberland	Blood Drive	110
3/7/2016	Atrial Fibrillation	Cumberland	To help seniors better understand and know the signs and symptoms of Atrial Fibrillation	128
3/7/2016	Fayetteville Academy	Cumberland	Blood Drive	16

Appendix 6: Cape Fear Valley Community Outreach Programs

Date	Activity Name	County	Purpose	# Served
3/8/2016	Douglas Byrd High School	Cumberland	Blood Drive	104
3/9/2016	Headquarters Library	Cumberland	Blood Drive	12
3/9/2016	CC- Courthouse	Cumberland	Blood Drive	13
3/10/2016	Falcon Children's Home	Cumberland	Blood Drive	15
3/12/2016	Stedman Fire Department	Cumberland	Blood Drive	13
3/14/16	Thrive: Health Fair	Cumberland	Blood Donation Awareness & Education	
3/14/2016	Flatter Yourself	Cumberland	To help senior ladies with their appearance, and help them feel better about themselves.	19
3/15/2016	Lafayette Ford Lincoln	Cumberland	Blood Drive	2
3/15/2016	PWC	Cumberland	Blood Drive	12
3/15/2016	Fayetteville Realtors/Coldwell	Cumberland	Blood Drive	9
3/15/16	Cumberland early college health fair	Cumberland	Stroke Education/EHAC	35
3/16/2016	Hutchens Law Firm	Cumberland	Blood Drive	17
3/22/2016	Miller-Motte College	Cumberland	Blood Drive	19
3/23/16	Career & Technical Education Advisory Council: EE Smith High School	Cumberland	Cumberland County Schools partnership with our Blood Donor Center- Partners for Life	40
3/23/2016	Methodist University	Cumberland	Blood Drive	26
3/24/2016	Coca-Cola	Cumberland	Blood Drive	18
3/25/2016	Bullard Furniture	Cumberland	Blood Drive	6
3/26/2016	Fayetteville Community Church	Cumberland	Blood Drive	26
3/29/2016	Cumberland County EMS	Cumberland	Blood Drive	6
3/29/2016	Valley Auto World	Cumberland	Blood Drive	8
3/29/2016	Highsmith Rainey Specialty Hospital	Cumberland	Blood Drive	15
3/29/2016	Rick Hendrick Toyota	Cumberland	Blood Drive	9
3/30/2016	Cape Fear Valley- Main	Cumberland	Blood Drive	21
3/31/2016	Cumberland County EMS	Cumberland	Blood Drive	6
3/31/2016	Cape Fear Valley- HPN	Cumberland	Blood Drive	7
4/1/2016	Ice Cream Social	Cumberland	Ice Cream and Entertainment for the seniors.	71
4/2/2016	Buffalo Wild Wings	Cumberland	Blood Drive	6
4/2/16	Kappa health fair	Cumberland	bp/afib/glucose screenings	50
4/5/2016	Diabetes Update 2016	Cumberland	Physician gave seniors the latest information on diabetes, including reducing risk and controlling diabetes.	112
4/5/2016	Planet Fitness	Cumberland	Blood Drive	22

Appendix 6: Cape Fear Valley Community Outreach Programs

Date	Activity Name	County	Purpose	# Served
4/6/2016	Westover High School	Cumberland	Blood Drive	70
4/6/2016	Eaton	Cumberland	Blood Drive	28
4/7/2016	FSU Bio Chem	Cumberland	Blood Drive	25
4/8/2016	Maxim Health Care	Cumberland	Blood Drive	16
4/9/2016	F.A.S.T	Cumberland	Blood Drive	28
4/10/2016	Ribbon Walk & Run for Cancer	Cumberland	Honor cancer patients and increase support for Friends of the Cancer Center	1,500
4/12/2016	Next Steps in Your Survivorship	Cumberland	Cancer and Legal Issues/Education	41
4/12/2016	Reid Ross Classical	Cumberland	Blood Drive	40
4/13/2016	FTCC	Cumberland	Blood Drive	69
4/14/16	Diabetes parent night	Cumberland	Information on diabetes and kids	70
4/15/2016	Cape Fear High School	Cumberland	Blood Drive	112
4/17/2016	Carmike Movie Theater	Cumberland	Blood Drive	8
4/18/2016	Howard Health & Life Sciences	Cumberland	Blood Drive	17
4/18/2016	Cross Creek Early College	Cumberland	Blood Drive	25
4/19/2016	E E Smith High	Cumberland	Blood Drive	92
4/20/2016	Cape Fear Valley- Main	Cumberland	Blood Drive	23
4/22/2016	Fayetteville Observer	Cumberland	Blood Drive	18
4/25/16	Platelet Banquet	Cumberland	Platelet Donor Appreciation/Awards and patient need awareness	85
4/26/2016	Grays Creek High	Cumberland	Blood Drive	95
4/27/2016	Diabetes Update 2016	Cumberland	Physician gave seniors the latest information on diabetes, including reducing risk and controlling diabetes.	127
4/27/2016	CC-DSS	Cumberland	Blood Drive	5
4/27/2016	Berean Baptist Academy	Cumberland	Blood Drive	53
4/27/2016	CC-Health Dept.	Cumberland	Blood Drive	13
4/28/16	Hip & Knee Seminar	Cumberland	Education on arthritis and joint replacement surgery	19
4/29/2016	Strategies To Improve Memory	Cumberland	Speaker shared with senior participants what they could do to help improve their memory.	55
4/29/2016	South View High	Cumberland	Blood Drive	79
5/2/2016	Massey Hill Classical	Cumberland	Blood Drive	25
5/3/2016	Things You Never Knew About Water	Cumberland	Discussed to seniors the importance of water and your health, and type of water that is best for the body.	87
5/3/2016	Beaver Dam Fire Department	Cumberland	Blood Drive	48

Appendix 6: Cape Fear Valley Community Outreach Programs

Date	Activity Name	County	Purpose	# Served
5/3/16	Real Talk	Cumberland	Teen Pregnancy prevention information	350
5/5/2016	Seventy-First	Cumberland	Blood Drive	33
5/6/2016	Jack Britt	Cumberland	Blood Drive	134
5/7/2016	Dragon's Lair	Cumberland	Blood Drive	21
5/7/16	FPD family fun day	Cumberland	Blood pressure education	200
5/9/16	Fayetteville State University Health Fair	Cumberland	Blood Donation Awareness & Education	100
5/9/16	FSU health day	Cumberland	blood pressure education	75
5/10/2016	Douglas Byrd High	Cumberland	Blood Drive	95
5/12/2016	Terry Sanford	Cumberland	Blood Drive	90
5/13/2016	Camp Rockfish	Cumberland	Celebration of life and cancer survivorship/Education	56
5/13/2016	Pine Forest High School	Cumberland	Blood Drive	109
5/14/16	Thrive Health & Wellness Fair	Cumberland	Pneumonia Education	750
5/14/2016	Thrive - Community Health Day	Cumberland	Offered Health information booths, demonstrations and health screenings.	1500
5/14/2016	Thrive Health Fair	Cumberland	Blood Drive/Fair	26
5/14/2016	Iglesia Ni Christo	Cumberland	Blood Drive	26
5/14/16	Thrive Health & Wellness Fair	Cumberland	Breast Health information	750
5/14/16	Thrive Health & Wellness Fair	Cumberland	Cancer Prevention & Treatment information	750
5/14/16	Thrive Health & Wellness Fair	Cumberland	Mental Health and Suicide Prevention	750
5/14/16	Thrive Health & Wellness Fair	Cumberland	Diabetes Education	750
5/14/16	Thrive Health & Wellness Fair	Cumberland	Pulmonary Function Testing	200
5/14/16	Thrive Health & Wellness Fair	Cumberland	Asthma Education	750
5/14/16	Thrive Health & Wellness Fair	Cumberland	Stroke Education	750
5/14/16	Thrive Health & Wellness Fair	Cumberland	Atrial Fibrillation Education	750
5/14/16	Thrive Health & Wellness Fair	Cumberland	Sepsis Education	750
5/14/16	Thrive Health & Wellness Fair	Cumberland	Children's Emergency Information	750
5/14/16	Thrive Health & Wellness Fair	Cumberland	Breastfeeding Education	200
5/14/16	Thrive Health & Wellness Fair	Cumberland	Arthritis Education	750

Appendix 6: Cape Fear Valley Community Outreach Programs

Date	Activity Name	County	Purpose	# Served
5/14/16	Thrive Health & Wellness Fair	Cumberland	Grip Strength Screening	200
5/14/16	Thrive Health & Wellness Fair	Cumberland	Balance Screening & Fall Prevention info	200
5/14/16	Thrive Health & Wellness Fair	Cumberland	Blood Pressure Screening	250
5/14/16	Thrive Health & Wellness Fair	Cumberland	Advance Directives information	750
5/14/16	Thrive Health & Wellness Fair	Cumberland	Blood Sugar Screening	200
5/14/16	Thrive Health & Wellness Fair	Cumberland	Cyber dangers for children	750
5/14/16	Thrive Health & Wellness Fair	Cumberland	Hands Only CPR teaching	250
5/14/16	Thrive Health & Wellness Fair	Cumberland	Early Heart Attack Care information	750
5/15/2016	Highland Presbyterian	Cumberland	Blood Drive	14
5/17/2016	Things You Never Knew About Water	Cumberland	Discussed to seniors the importance of water and your health, and type of water that is best for the body.	123
5/17/2016	Cargill	Cumberland	Blood Drive	9
5/18/16	Partners for Life Banquet	Cumberland	Partnership between Cumberland, Hoke, Bladen and Harnett counties schools with Blood Donor Center; Awareness & Education	100
5/21/2016	Summer Kickoff SOS	Cumberland	Blood Drive	108
5/24/2016	Lafayette Ford Lincoln	Cumberland	Blood Drive	2
5/24/2016	CC Schools Central Services	Cumberland	Blood Drive	4
5/26/2016	Healthy Cooking Demonstation	Cumberland	Seniors learned how to prepare healthy food, to include Kale Salad and Healthy Dips	18
5/26/2016	Cape Fear Valley- Main	Cumberland	Blood Drive	63
5/26/16	Minority Health summit	Cumberland	present info on HIV, stroke, EHAC	145
5/27/2016	Golden Years Nursing Home	Cumberland	Blood Drive	9
6/1/2016	Home Safety	Cumberland	Gave tips to seniors on how to recognize hazardous things in the home that could make one fall.	10
6/1/16	Farmers Market	Cumberland	signs of stroke information	25
6/2/2016	Fayetteville Running Club	Cumberland	Blood Drive	13
6/2/16	Dak America health fair	Cumberland	EHAC, signs of stroke, sepsis education	20
6/3/2016	National Cancer Survivors Day	Cumberland and Harnett	A display was placed in all three cancer center lobbies with General Cancer Education and disease specific information for the public	75+

Appendix 6: Cape Fear Valley Community Outreach Programs

Date	Activity Name	County	Purpose	# Served
6/3/2016	Eaton	Cumberland	Blood Drive	45
6/4/2016	Cape Fear Valley Rehabilitation Center Auditorium	Cumberland	Neonatal Intensive Care Reunion & Education	350
6/4/2016	Carmike Movie Theater	Cumberland	Blood Drive	11
6/4/2016	McDonald's	Cumberland	Blood Drive	4
6/6/2016	Gold's Gym	Cumberland	Blood Drive	28
6/6/2016	Headquarters Library	Cumberland	Blood Drive	8
6/6/2016	Cumberland County Courthouse	Cumberland	Blood Drive	25
6/7/2016	Keep Your Cool In The Heat	Cumberland	Discussed to seniors how to keep cool and how to keep from having a Heat Stroke.	81
6/7/2016	Piedmont Natural Gas	Cumberland	Blood Drive	27
6/7/2016	Cumberland County EMS	Cumberland	Blood Drive	8
6/8/2016	Hutchens Law Firm	Cumberland	Blood Drive	19
6/8/2016	PWC	Cumberland	Blood Drive	14
6/9/2016	Eating to Reduce the Risk of Cancer at Simon Temple AME	Cumberland	discussed healthy eating to reduce risk of cancer. Educational materials were distributed	15
6/9/2016	Valley Auto World	Cumberland	Blood Drive	7
6/9/2016	Rick Hendrick Toyota	Cumberland	Blood Drive	10
6/9/2016	Cumberland County EMS	Cumberland	Blood Drive	6
6/10/2016	The Moose Lodge	Cumberland	Blood Drive	5
6/13/2016	Hands Only CPR	Cumberland	To teach and demonstrate life saving skills to seniors	15
6/14/2016	Keep Your Cool In The Heat	Cumberland	Discussed to seniors how to keep cool and how to keep from having a Heat Stroke.	115
6/15/2016	Westwood Shopping Center	Cumberland	Blood Drive	29
6/17/2016	CFV Main Hospital	Cumberland	Blood Drive	38
6/18/2016	HUD Father Event	Cumberland	Blood Drive	13
6/21/2016	Fayetteville Area Transit Services	Cumberland	Blood Drive	21
6/22/2016	FTCC	Cumberland	Blood Drive	55
6/23/2016	Cumberland County DSS	Cumberland	Blood Drive	22
6/23/2016	Cumberland County Health Dept.	Cumberland	Blood Drive	11
6/23/2016	Boots vs. Badges	Cumberland	Blood Drive	10
6/26/2016	Word of Faith Ministries Annual Cancer Awareness Day	Cumberland	Awareness and education on breast health and early cancer detection/mammography	50

Appendix 6: Cape Fear Valley Community Outreach Programs

Date	Activity Name	County	Purpose	# Served
6/27/2016	Omni Health and Fitness	Cumberland	Blood Drive	15
6/28/2016	Chemours	Cumberland	Blood Drive	7
6/28/2016	FTCC Spring Lake	Cumberland	Blood Drive	26
6/30/2016	On the Border Pre Fourth	Cumberland	Blood Drive	79
7/1/2016	Methodist University PA	Cumberland	Blood Drive	27
7/5/2016	SR-AHEC /Professional Opticians	Cumberland	Blood Drive	14
7/6/2016	Chick-fil-A Skibo	Cumberland	Blood Drive	7
7/7/2016	Heritage Place	Cumberland	Blood Drive	6
7/8/2016	TJ Maxx	Cumberland	Blood Drive	19
7/9/2016	Fayetteville District AME	Cumberland	Blood Drive	13
7/9/16	African Peace Festival	Cumberland	blood pressure screenings	300
7/11/2016	Paul Mitchell	Cumberland	Blood Drive	18
7/12/2016	South River EMC	Cumberland	Blood Drive	9
7/13/2016	Rockfish Church	Cumberland	Blood Drive	37
7/16/2016	Buffalo Wild Wings-Christmas in July	Cumberland	Blood Drive	38
7/17/2016	Epicenter Church	Cumberland	Blood Drive	49
7/28/16	Arthritis of the Hip & Knee	Cumberland	Seminar, education	11

Appendix 7:

Cape Fear Valley Medical Center and Highsmith Rainey Specialty Hospital 2013-2015

Implementation Plan Summaries

Problem Statement		CFVHS/HRSH Strategies	CFVHS/HRSH Activities	Outcomes	
Problem	Why?	How?	How, Specifically?	Intermediate	Long-Term
<ul style="list-style-type: none"> Address Chronic Disease Issues in Cumberland County Diabetes 	<ul style="list-style-type: none"> 4th leading cause of death in Cumberland County. Identified by Community as 4th leading health issue impacting community Identified by Community as 3rd leading health issue impacting families in Cumberland County 	<ul style="list-style-type: none"> Utilize medical home model and help practices manage patient in accordance with ADA guidelines for Diabetes 	<ul style="list-style-type: none"> Continue to work with Collaborative Care of Cumberland County Care Managers in primary care medical practices Work with primary care medical practices to implement/continue use of medical home model and ADA guidelines for all patients with diabetes regardless of payor. Continue to provide educational information at Community Health Fairs 	<ul style="list-style-type: none"> Decrease ED utilization by persons with diabetes Decrease inpatient admissions by persons with diabetes 	<ul style="list-style-type: none"> Decrease ED utilization by persons with diabetes Decrease inpatient admissions by persons with diabetes
CFVHS/HRSH Activities and Three Year Outcomes 2013-2015		<ul style="list-style-type: none"> A Summary Table reflecting all outreach programs is included on page 112. 	CFVHS/HRSH: <ul style="list-style-type: none"> Has an ongoing relationship with Collaborative Care of Cumberland County Has provided multiple educational programs, 	<ul style="list-style-type: none"> The Cumberland County Endocrine /Nutr/Metab Disorder 	<ul style="list-style-type: none"> The Cumberland County inpatient admission rate for patients with diabetes* decreased from

Appendix 7:
Cape Fear Valley Medical Center and Highsmith Rainey Specialty Hospital 2013-2015 Implementation
Plan Summaries

			<p>including CPR training, as reflected in the table included on page 112.</p> <ul style="list-style-type: none">• Continues to work with and support efforts of the Cumberland County Public Health Department	<p>(Diabetes) ED use rate decreased from 91.6 per 10,000 population to 84.1 per 10,000 population from 2013 to 2015</p>	<p>16.7 per 10,000 population to 14.4 per 10,000 population from 2013 to 2015</p>
--	--	--	---	---	---

Appendix 7:
Cape Fear Valley Medical Center and Highsmith Rainey Specialty Hospital 2013-2015 Implementation
Plan Summaries

Problem Statement		CFVHS/HRSH Strategies	CFVHS/HRSH Activities	Outcomes	
Problem	Why?	How?	How, Specifically?	Intermediate	Long-Term
Address Chronic Disease Issues in Cumberland County Cancer	<ul style="list-style-type: none"> • 2nd leading cause of death in Cumberland County. • Identified by Community as 6th leading health issue impacting families in Cumberland County 	<ul style="list-style-type: none"> • Utilize medical home model and help practices manage patients with cancer 	<ul style="list-style-type: none"> • Work with primary care medical practices to implement/continue use of medical home model for all patients regardless of payor. • Expanded utilization of Palliative Care and Hospice Services in the Community • Provide educational opportunities to CFVMC staff regarding hospice services. • Continue to provide educational information at Community Health Fairs 	<ul style="list-style-type: none"> • Improved communication with existing hospice providers 	
CFVHS/HRSH Activities and Three Year Outcomes 2013-2015		CFVHS/HRSH: <ul style="list-style-type: none"> • Has an ongoing relationship with Collaborative Care of Cumberland County 	CFVHS/HRSH: <ul style="list-style-type: none"> • Has provided multiple educational programs, including smoking cessation, mammography and screening as reflected in the table included on page 112. • Continues to work with and support efforts of the Cumberland County Public Health Department • Has an ongoing relationship with Collaborative Care of Cumberland County 	<ul style="list-style-type: none"> • A Summary Table reflecting all CFVHS/HRSH outreach is included on page 112. 	<ul style="list-style-type: none"> • The Cumberland County age-adjusted death rate for Lung Cancer has decreased from 62.2 per 100,000 population to 54.3 per 100,000 population from 2005-2009 to 2010-2014

Appendix 7:
Cape Fear Valley Medical Center and Highsmith Rainey Specialty Hospital 2013-2015 Implementation
Plan Summaries

Problem Statement		CFVHS/HRSH Strategies	CFVHS/HRSH Activities	Outcomes	
Problem	Why?	How?	How, Specifically?	Intermediate	Long-Term
Address Chronic Disease Issues in Cumberland County <i>Heart and Vascular Disease</i>	<ul style="list-style-type: none"> • #1 leading cause of death in Cumberland County. • Identified by Community as 4th leading health issue impacting families in Cumberland County 	<ul style="list-style-type: none"> • Utilize medical home model and help practices identify and manage patients with Heart Disease in accordance with ACC/AHA guidelines 	<ul style="list-style-type: none"> • Continue to work with Collaborative Care of Cumberland County Care Managers in primary care medical practices • Work with primary care medical practices to implement/continue use of medical home model to implement/continue use of medical home model and NIH guidelines for all patients regardless of payor • Continue to provide educational information at Community Health Fairs 		
CFVHS/HRSH Activities and Three Year Outcomes 2013-2015	<ul style="list-style-type: none"> • 	<ul style="list-style-type: none"> • A Summary Table reflecting all CFVHS/HRSH outreach is included on page 112. • 	CFVHS/HRSH: <ul style="list-style-type: none"> • Has an ongoing relationship with Community Care of the Lower Cape Fear Care Managers with presence in CFV Cumberland Medical Practices • Has provided multiple educational programs, including CPR training, as reflected in the table included on page 112. • Continues to work with and support efforts of the 	<ul style="list-style-type: none"> • The Cumberland County ED use rate for cardiac related diagnoses has increased from 108.6 per 10,000 population to 114.54 per 10,000 population from 2013 to 	<ul style="list-style-type: none"> • The Cumberland County age-adjusted death rate for heart disease has decreased from 218.8 per 100,000 population to 194.8 per 100,000 population from 2005-2009 to 2010-2014

Appendix 7:
Cape Fear Valley Medical Center and Highsmith Rainey Specialty Hospital 2013-2015 Implementation
Plan Summaries

			Cumberland County Public Health Department	2015 • The Cumberland County cardiac related inpatient admissions have decreased 144.0 per 10,000 population to 136.1 per 10,000 population from 2013 to 2015	• The Cumberland County age-adjusted death rate for Acute MI has decreased from 43.1 per 100,000 population to 36.3 per 100,000 population from 2005-2009 to 2010-2014
--	--	--	--	--	--

Appendix 7:
Cape Fear Valley Medical Center and Highsmith Rainey Specialty Hospital 2013-2015 Implementation
Plan Summaries

Problem Statement		CFVHS/HRSH Strategies	CFVHS/HRSH Activities	Outcomes	
Problem	Why?	How?	How, Specifically?	Intermediate	Long-Term
Teen Pregnancy	<ul style="list-style-type: none"> • Teen birth rate for Cumberland County 20% greater than NC rate • Identified by CHAT as priority 	<ul style="list-style-type: none"> • Support Health Department efforts to provide information and educational opportunities for youth in the community 	<ul style="list-style-type: none"> • Continue to provide educational information at Community Health Fairs • Encourage hospital employees to volunteer for Health Department Programs 	<ul style="list-style-type: none"> • Increased employee volunteerism in the community 	<ul style="list-style-type: none"> • Increased employee volunteerism in the community
Obesity	<ul style="list-style-type: none"> • Identified by Community as #1 leading health issue in Cumberland County • Weight problems Identified by Community as #2 leading health issue impacting families in Cumberland County 	<ul style="list-style-type: none"> • Support Health Department efforts to provide information and educational opportunities in the community • Establish internal programs at CFVMC to address obesity in employees 	<ul style="list-style-type: none"> • Continue to provide educational information at Community Health Fairs • Encourage hospital employees to address own issues with obesity • Encourage hospital employees to volunteer for Health Department Programs 	<ul style="list-style-type: none"> • Healthier employees • Decreased health costs for CFVHS • Increased employee volunteerism in the community 	<ul style="list-style-type: none"> • Healthier employees • Increased employee volunteerism in the community • Decreased health costs for CFVHS
CFVHS/HRSH Activities and Three Year Outcomes 2013-2015		<ul style="list-style-type: none"> • A Summary Table reflecting all CFVHS/HRSH outreach is included on page 112. 	CFVHS/HRSH: <ul style="list-style-type: none"> • A Summary Table reflecting all CFVHS/HRSH outreach is included on page 112. • Continues to work with and 		<ul style="list-style-type: none"> • Cumberland County's rate of teen pregnancies decreased

Appendix 7:
Cape Fear Valley Medical Center and Highsmith Rainey Specialty Hospital 2013-2015 Implementation
Plan Summaries

			support efforts of the Cumberland County Public Health Department		considerably from 76.2 per 1,000 since 2004-2008 to 63.8 per 1,000 in 2009-2013.
--	--	--	---	--	---

REFERENCES

Cumberland County Health Department. 2010-2012 Community Health Needs Assessment

http://www.co.cumberland.nc.us/health/downloads/Community_Health_Assessment-2010.pdf

Office of State Budget and Management

<http://www.osbm.state.nc.us/>

EMS Data: Provided by Cape Fear Valley Health System EMS Department Director
Pre-Hospital Medical Information System and EMS Tool Kits

North Carolina State Center for Health Statistics

<http://www.schs.state.nc.us/SCHS/>

County Health Rankings

<http://www.countyhealthrankings.org/#app/north-carolina/2012/rankings/outcomes/overall>

US Census Bureau

www.census.gov/2010census

NC Census (uses US Census Bureau)

<http://quickfacts.census.gov/qfd/states/37000.html>

Bureau of Labor Statistics

<http://data.bls.gov>

<http://www.bls.gov/lau/>

NC Commerce Department: AccessNC website

<http://accessnc.commerce.state.nc.us/EDIS/demographics.html>